
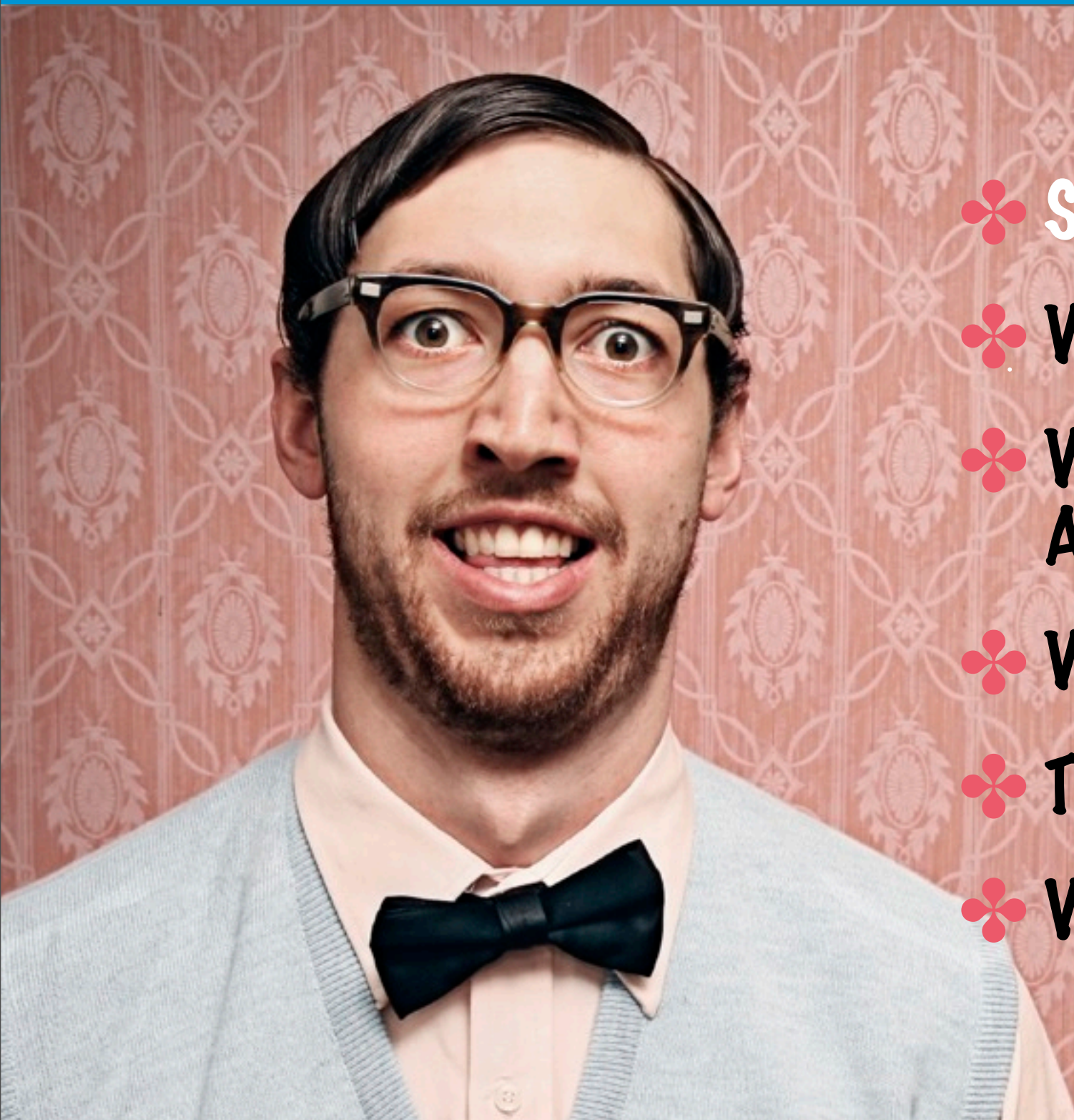


The Four Horsemen Of the Virtualization Security Apocalypse





Welcome To The Jungle...



- ✿ Setup
- ✿ Virtualization In Context
- ✿ Virtual Networking Architecture
- ✿ VirtSec Solutions Landscape
- ✿ The Four Horsemen
- ✿ Wrap-Up



Topics and Goals Of Our Chat:



- ❖ Discuss the operational realities of virtualizing networking and security today: performance, scalability and resiliency
- ❖ Describe the broad impact of immaturity in VirtSec technology/solutions
- ❖ Illustrate how the melange of security in the ISV Software, hypervisor, OS, network and embedded in hardware opens a security wormhole



Status Quo = **FAIL?**

Some security things you do today are perfectly reasonable and work well in virtualized environments, others simply don't work at all





Reality Bites

Replicating many highly-available security applications and network topologies in virtual switches doesn't work

"It ain't all rainbows and unicorns..."



Bumpy Road Ahead

“Everything’s Under Construction...”

Monolithic security vendor
virtual appliances are the
virtualization version of the
UTM argument



If It Ain't Fixed, Don't Break It

"She just don't run like she used to..."

Virtualized Security can
seriously impact performance,
resiliency and scalability





Penny Wise & Pound Foolish

A close-up photograph of a person's hand holding a US one-dollar bill between the thumb and index finger. The bill is slightly crumpled and held at an angle. The background is plain white.

**Virtualizing security will not
save you money, it will cost you
more**

“Money for nuthin’ and my chips for free...”



Where To Start?


- ❖ Setup
- ❖ Virtualization In Context
- ❖ Virtual Networking Architecture
- ❖ VirtSec Solutions Landscape
- ❖ The Four Horsemen
- ❖ Wrap-Up





Caveats

- ❖ This presentation focuses on VMware VI3 as the virtualization platform example; Microsoft's and Citrix's networking/security architectures are different
- ❖ There are a number of interesting new capabilities in VI4; I make reference to some of them, but many are futures and not shipping but change things dramatically...
- ❖ In the interest of scope and time, it's focused on server virtualization and data networking only; storage, client, application virtualization are a whole other universe of security fun...
- ❖ It's true you can achieve very robust/resilient integrated network and virtual infrastructure designs, but the moment you try and integrate security...not so much...

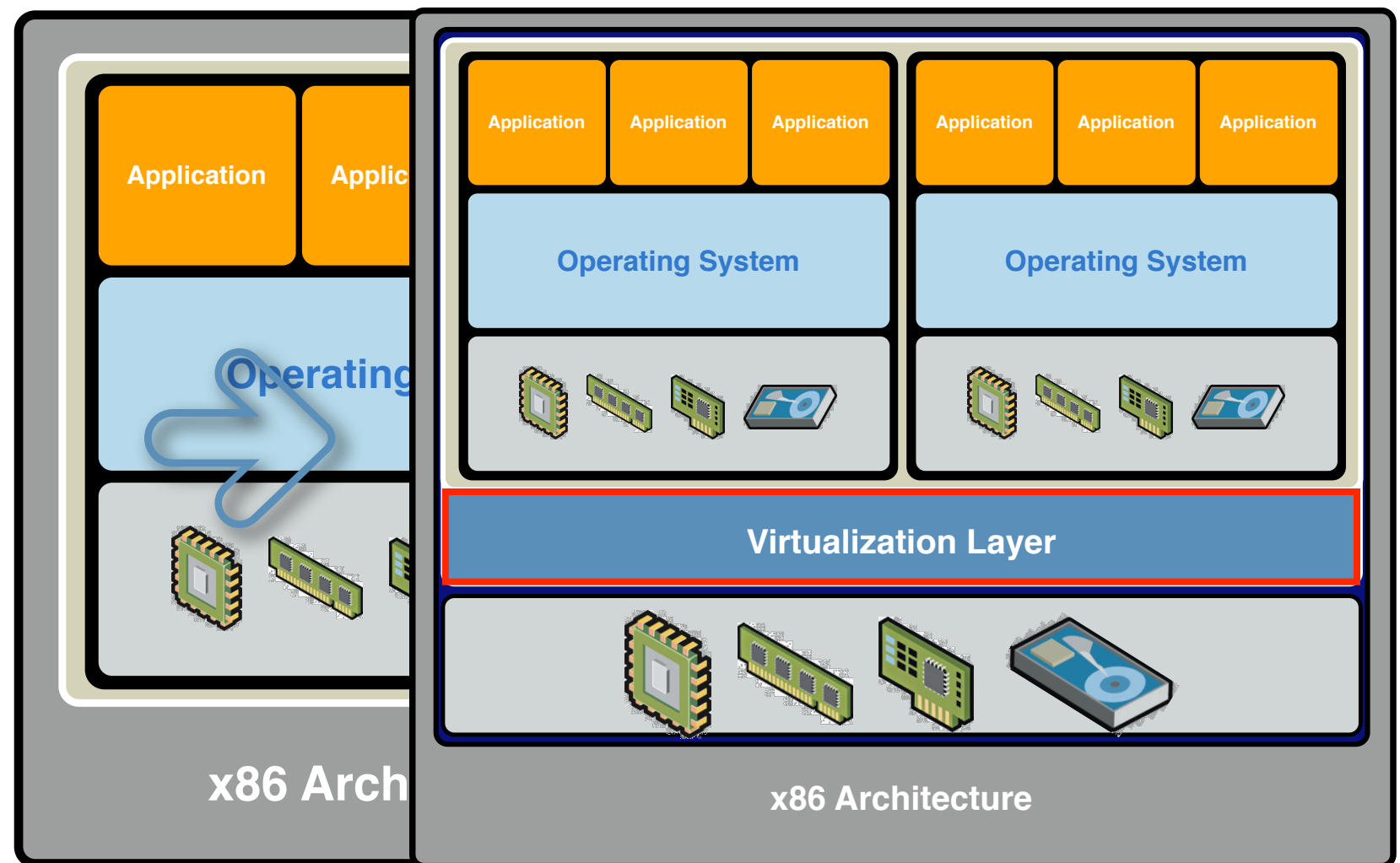




x86 Virtualization* Overview

From This

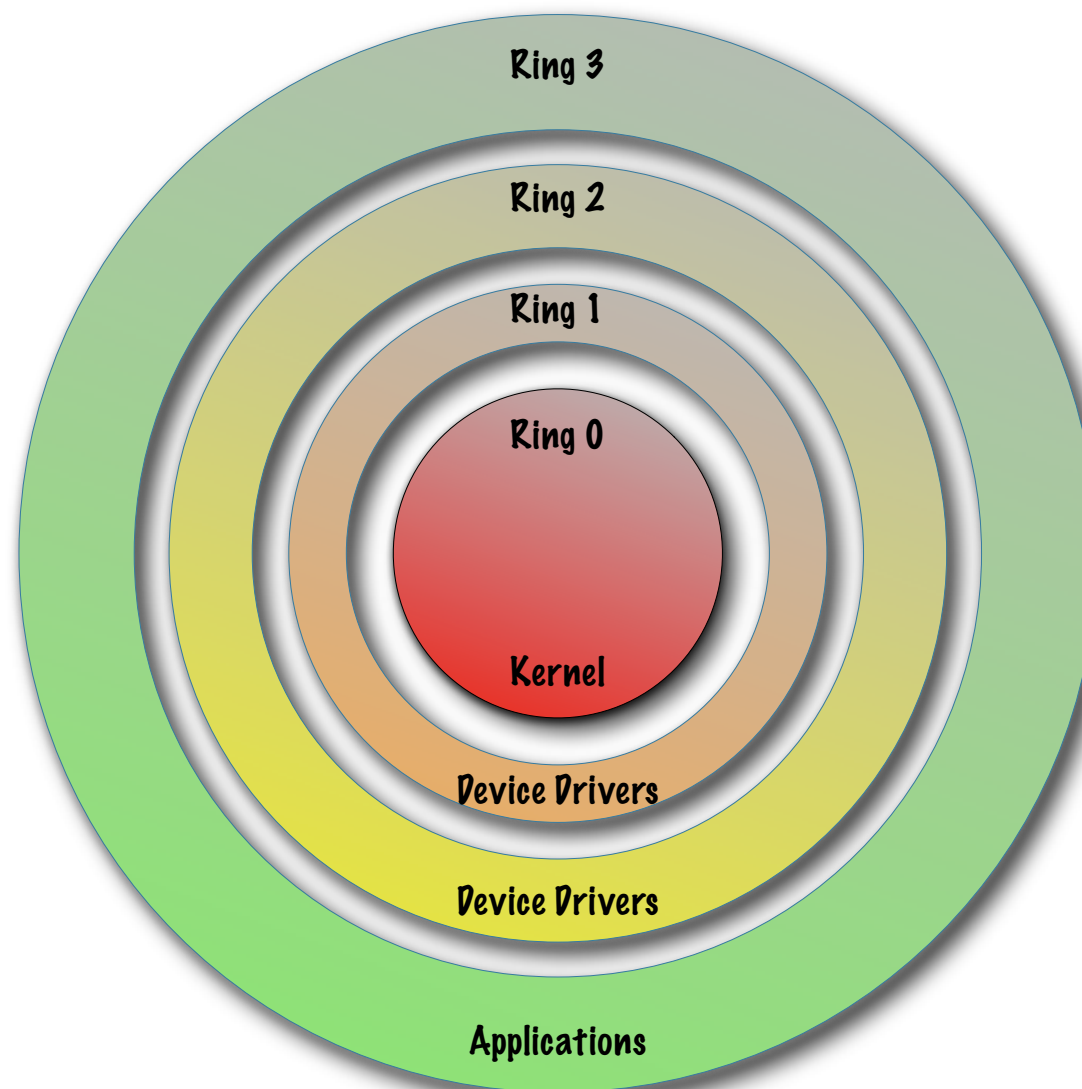
To This



*Represents "Type 1" or Bare Metal "Server" Virtualization



x86 Hierarchical Protection Domains/Rings



Most Privileged

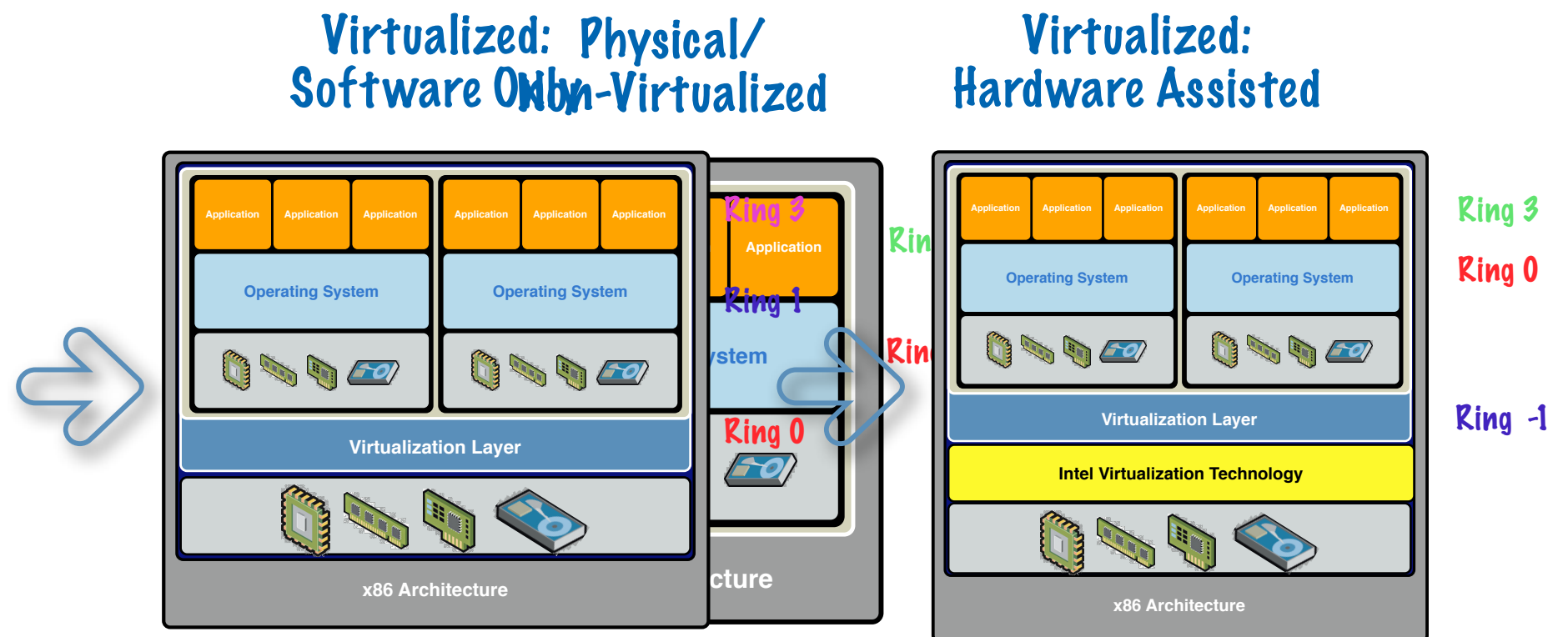


Least Privileged

Adapted from: http://en.wikipedia.org/wiki/Supervisor_mode



x86 Protection Ring Compression For Dummies



❖ The Guest OS is de-privileged into Ring 1 and the VMM takes its place in Ring 0

❖ The Guest OS still thinks it is running in Ring 0 with all the privileges thereof

❖ Can cause issues/conflicts due to contention for the 17 x86 privileged platform control instructions



❖ In this example, Intel VT provides the VMM with an exclusive privileged level where it resides and executes (Ring -1)

❖ The Guest OS is not de-privileged and is running in Ring 0

❖ Context switching between VMM and Guest OS's are hardware supported

*There is also para-virtualization, not covered here...



Hypervisors Are a Disruptive Commodity...



They're breedin' like wabbits!

*Yes, there are others, but these have pretty logos...



...and they're showing up everywhere





No One Ring0 To Rule Them All!



Which means:

- ▶ Companies will likely end up with many virtualization platforms/VMM's spread out across the horizon of their enterprise

The key differentiators?

- ▶ Management, integration, extensibility and security

We need open standards for solution interoperability, management & security

- ▶ If you have issues with the "simple complexity" of a single virtualization platform, imagine when you have many





Debating Virtualization & Security

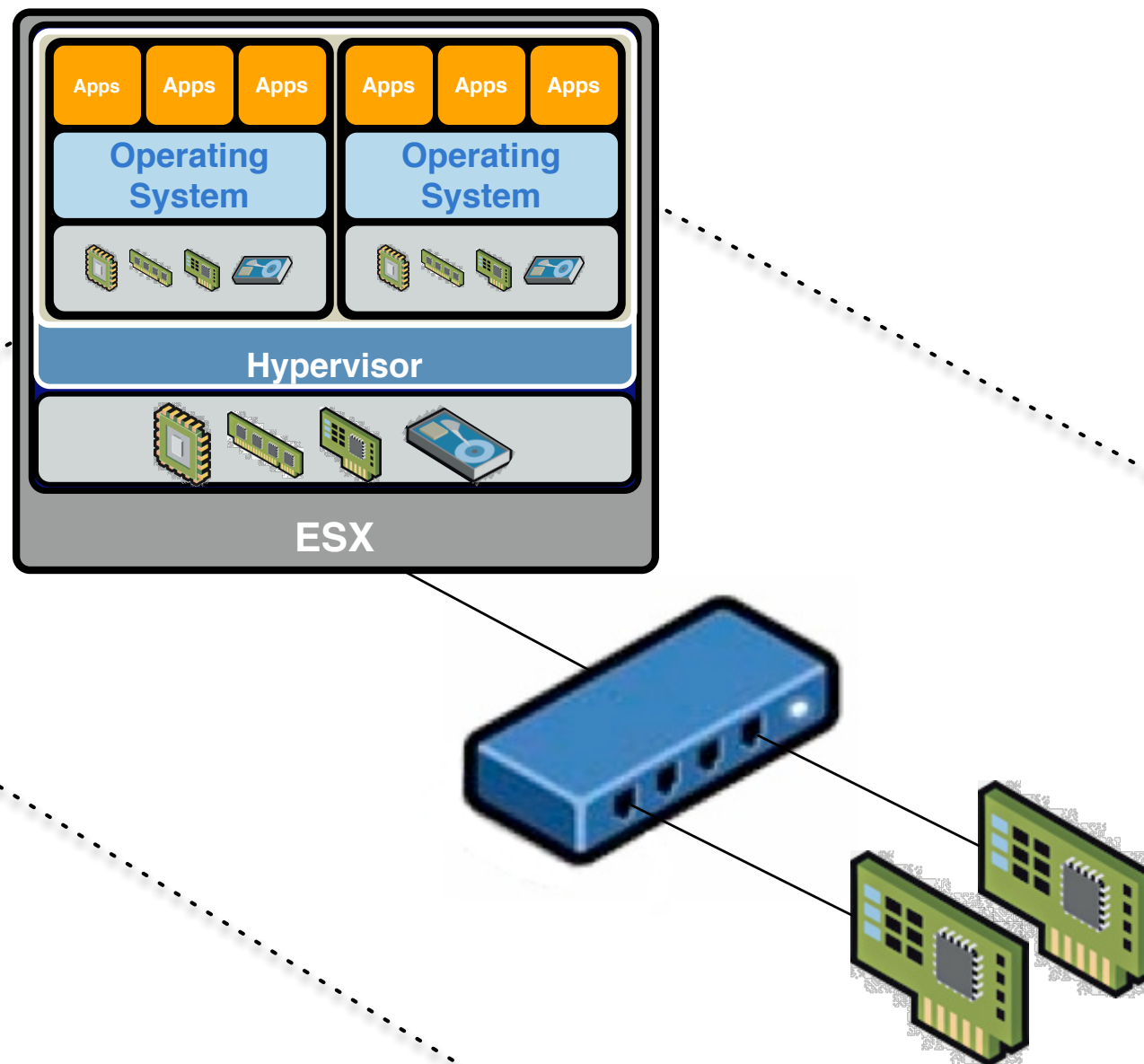
Many debates and much ado stems from the inability to distinguish between three fundamental concerns:

- ❖ Securing Virtualization
- ❖ Virtualizing Security
- ❖ Security Via Virtualization

Separate the technical, architectural, and philosophical from the functional, operational and organizational



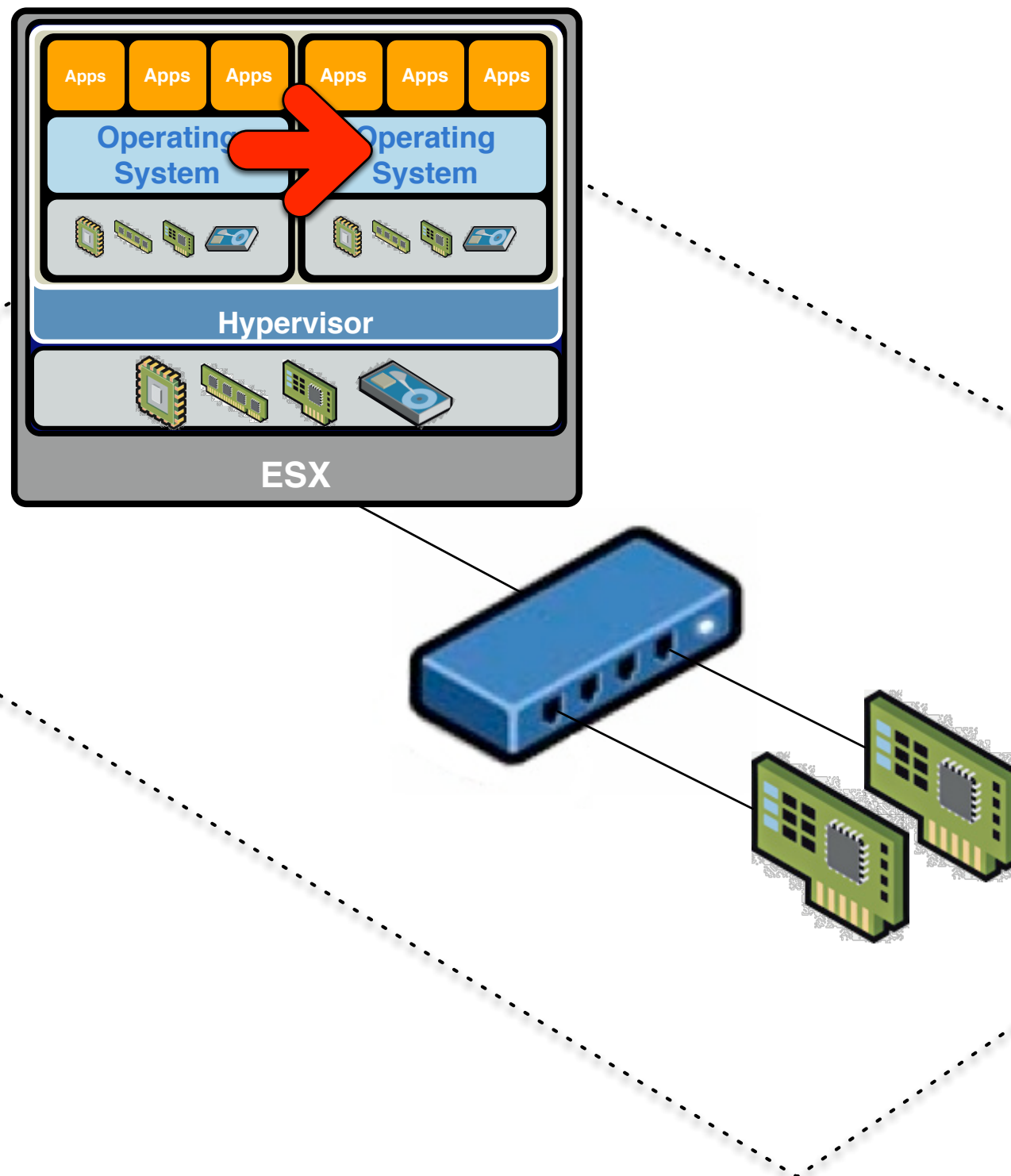
Threat Models In Review



1. Guest to Guest
2. Guest to Host/VMM/HW
3. Guest to Self
4. External to Host/VMM/HW
5. External to Guest
6. Host/VMM to All...
7. Hardware to VMM



Threat Models In Review



1. Guest to Guest

2. Guest to Host/VMM/HW

3. Guest to Self

4. External to Host/VMM/HW

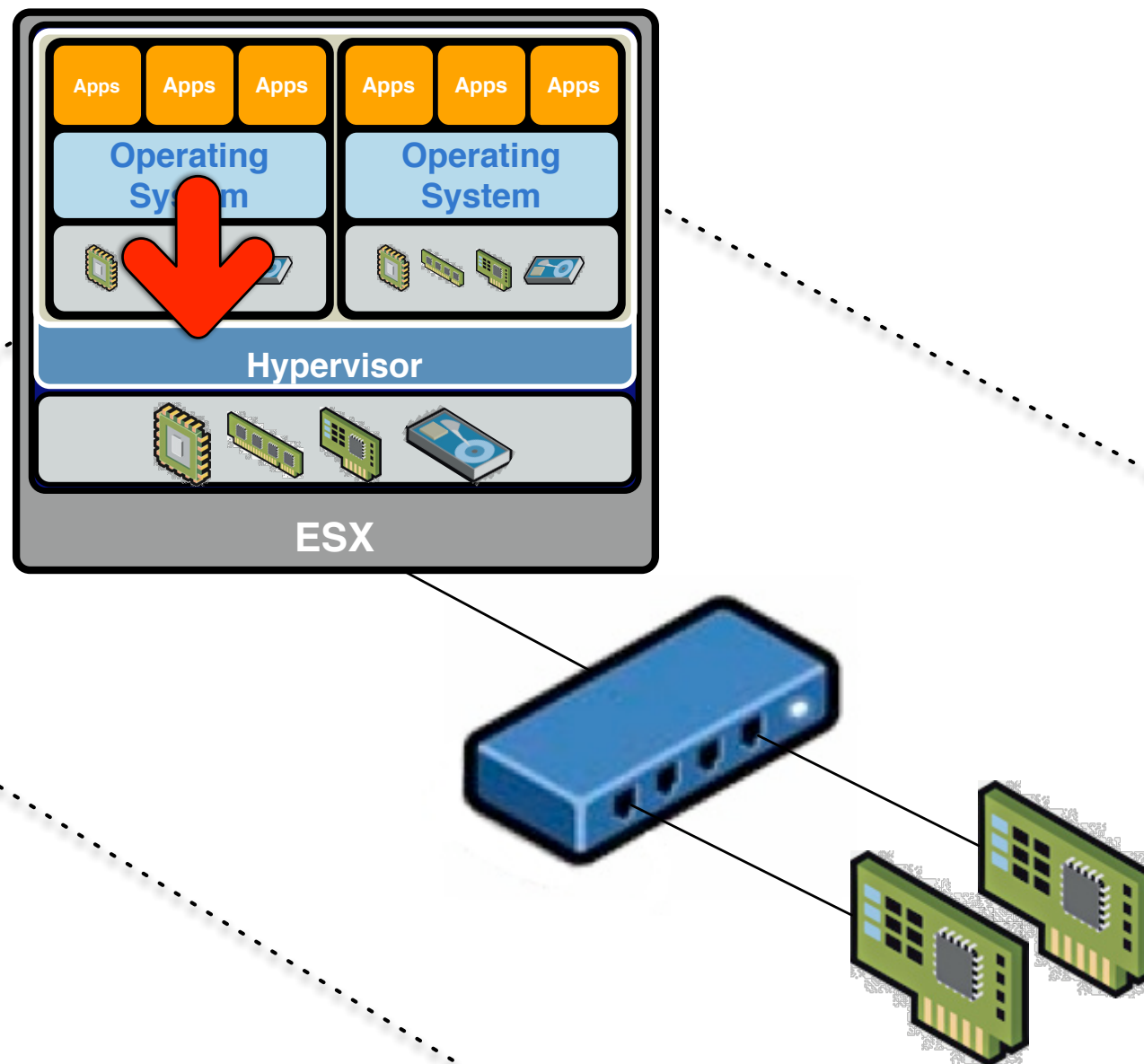
5. External to Guest

6. Host/VMM to All...

7. Hardware to VMM



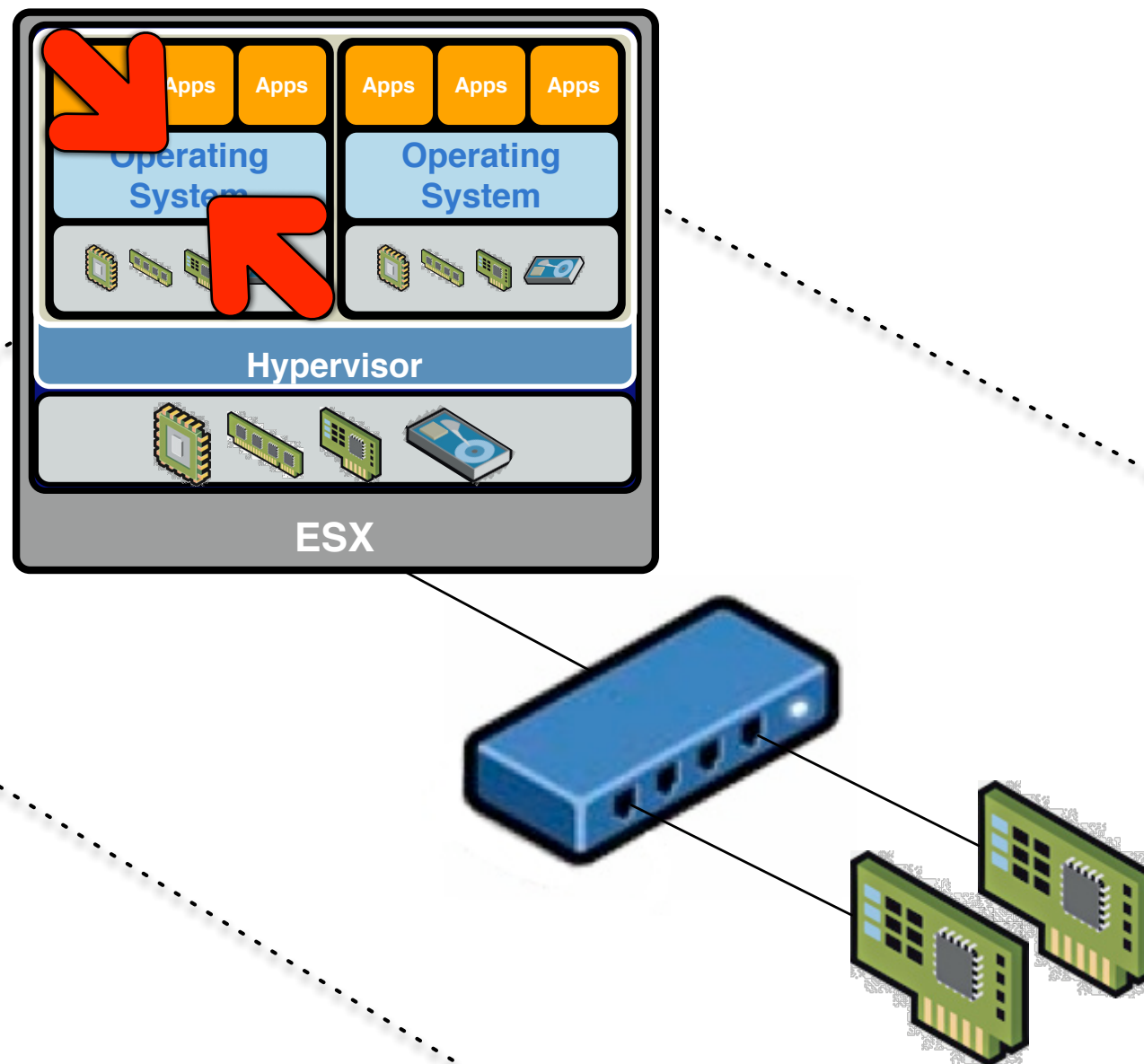
Threat Models In Review



1. Guest to Guest
2. Guest to Host/VMM/HW
3. Guest to Self
4. External to Host/VMM/HW
5. External to Guest
6. Host/VMM to All...
7. Hardware to VMM



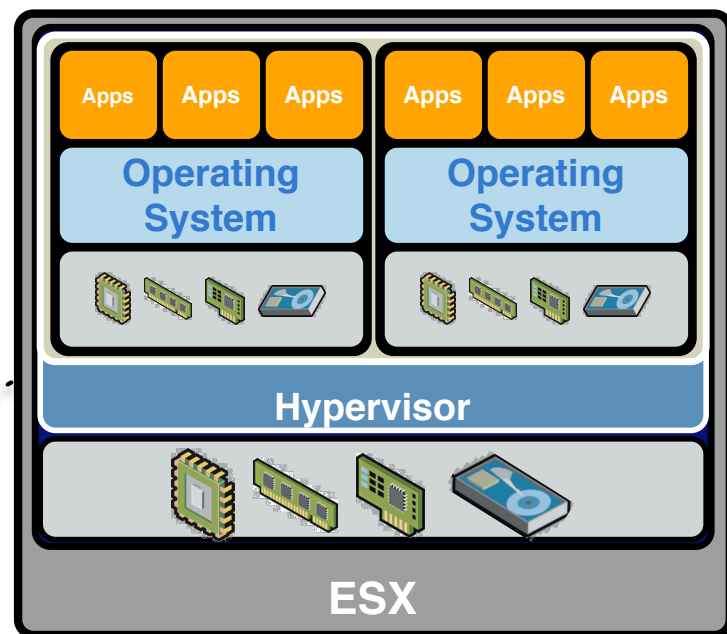
Threat Models In Review



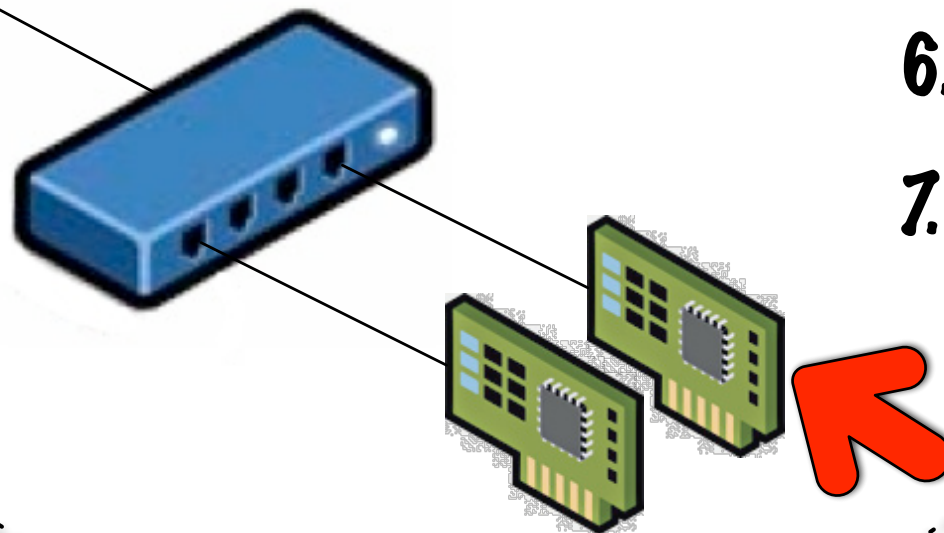
1. Guest to Guest
2. Guest to Host/VMM/HW
3. Guest to Self
4. External to Host/VMM/HW
5. External to Guest
6. Host/VMM to All...
7. Hardware to VMM



Threat Models In Review

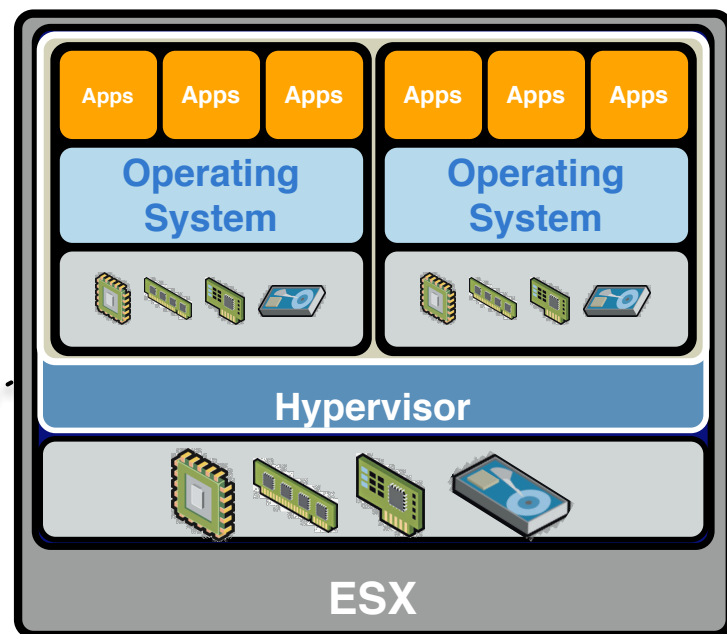


1. Guest to Guest
2. Guest to Host/VMM/HW
3. Guest to Self
4. External to Host/VMM/HW
5. External to Guest
6. Host/VMM to All...
7. Hardware to VMM

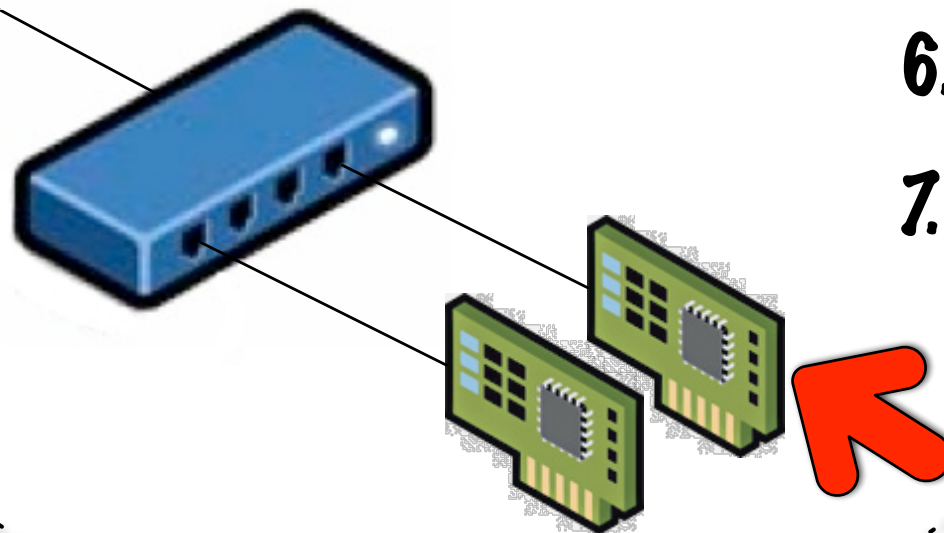




Threat Models In Review

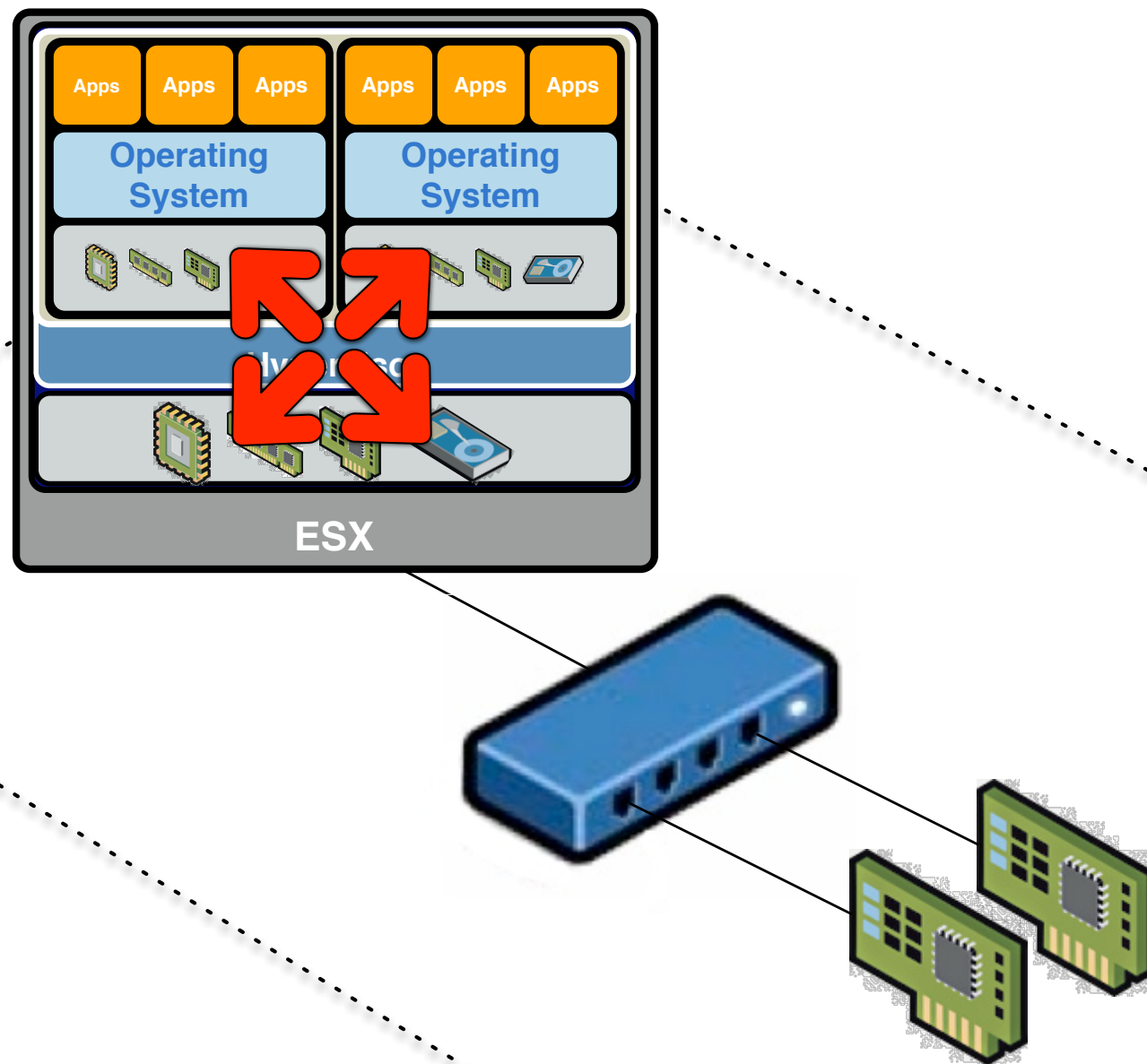


1. Guest to Guest
2. Guest to Host/VMM/HW
3. Guest to Self
4. External to Host/VMM/HW
5. External to Guest
6. Host/VMM to All...
7. Hardware to VMM





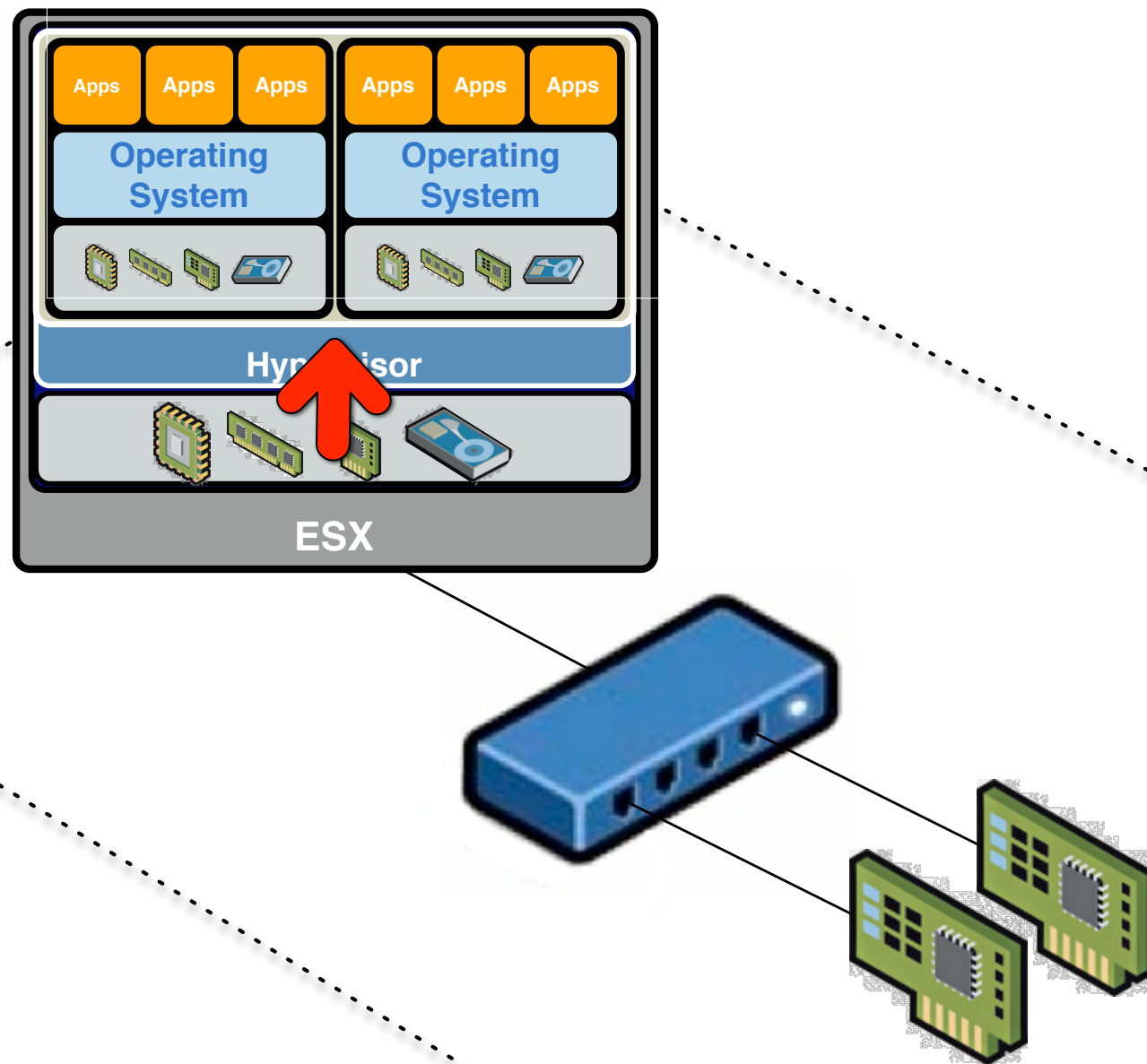
Threat Models In Review



1. Guest to Guest
2. Guest to Host/VMM/HW
3. Guest to Self
4. External to Host/VMM/HW
5. External to Guest
6. Host/VMM to All...
7. Hardware to VMM



Threat Models In Review



1. Guest to Guest
2. Guest to Host/VMM/HW
3. Guest to Self
4. External to Host/VMM/HW
5. External to Guest
6. Host/VMM to All...
7. Hardware to VMM



But d00d, What About Virtualization Malware!?

There are many really interesting topics to discuss here:

- ❖ Hypervisor malware, rootkits & hyperjacking
- ❖ Exploiting virtualization-enabled chipsets for fun and profit
- ❖ Peripheral Hardware/Firmware abuse
- ❖ Control channel manipulation

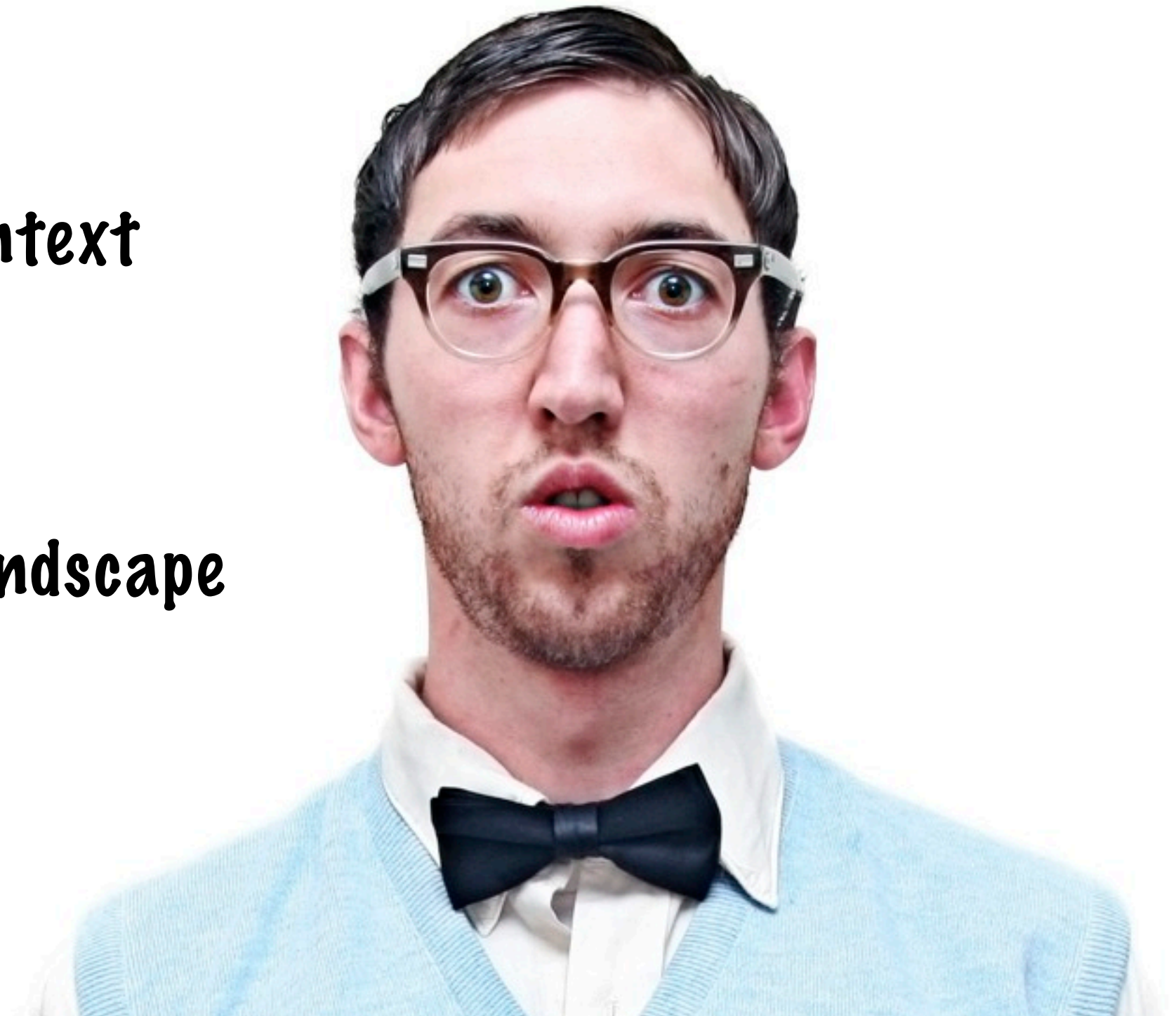
I'm neither qualified or motivated to talk about these topics and we've got much more profound and fundamental sets of issues to discuss.

There are lots of other talks featuring this stuff...



Time For Sublime Design

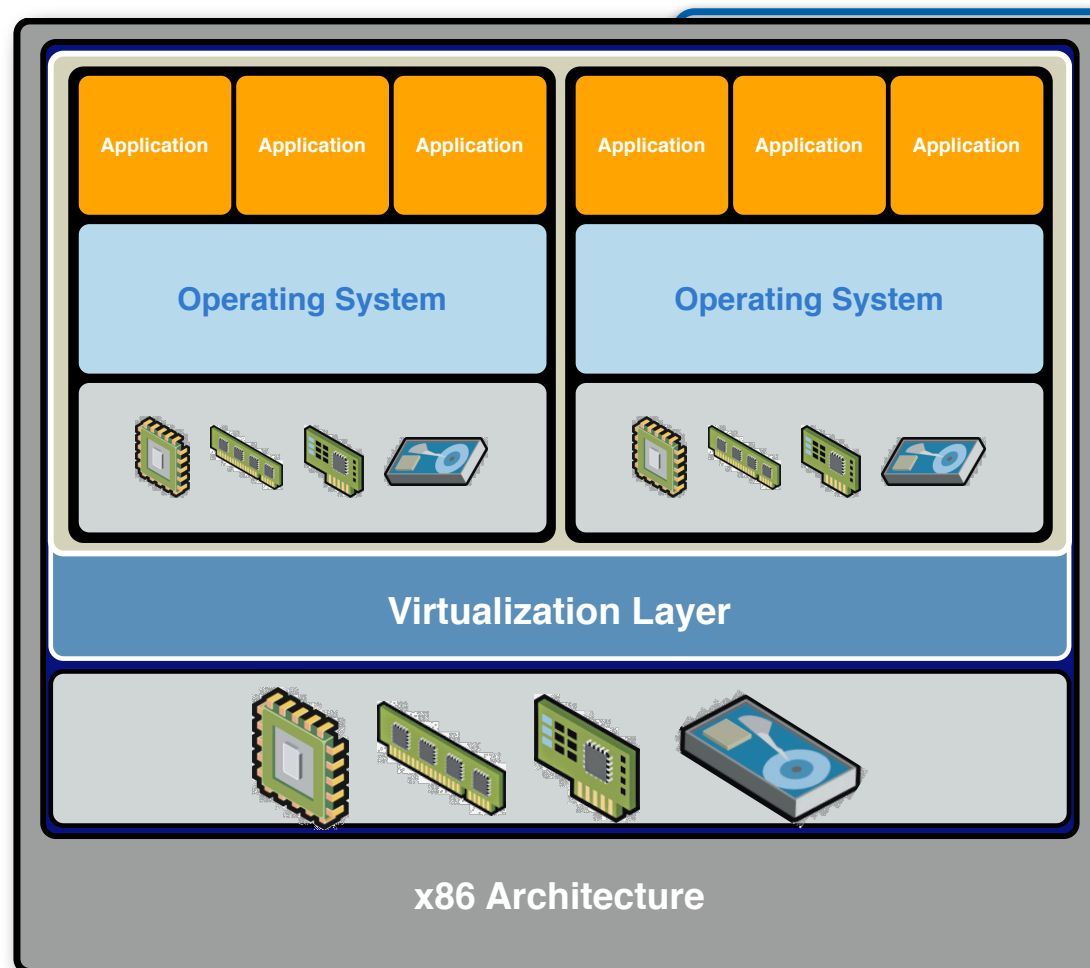
- ✿ Setup
- ✿ Virtualization In Context
- ✿ Virtual Networking Architecture
- ✿ VirtSec Solutions Landscape
- ✿ The Four Horsemen
- ✿ Wrap-Up





Virtual Networking Architecture

Virtual Networking




Virtual Switch

*Not shown for clarity: Service Console/VMKernel/Storage Networking



A Basic Virtual Switch Defined



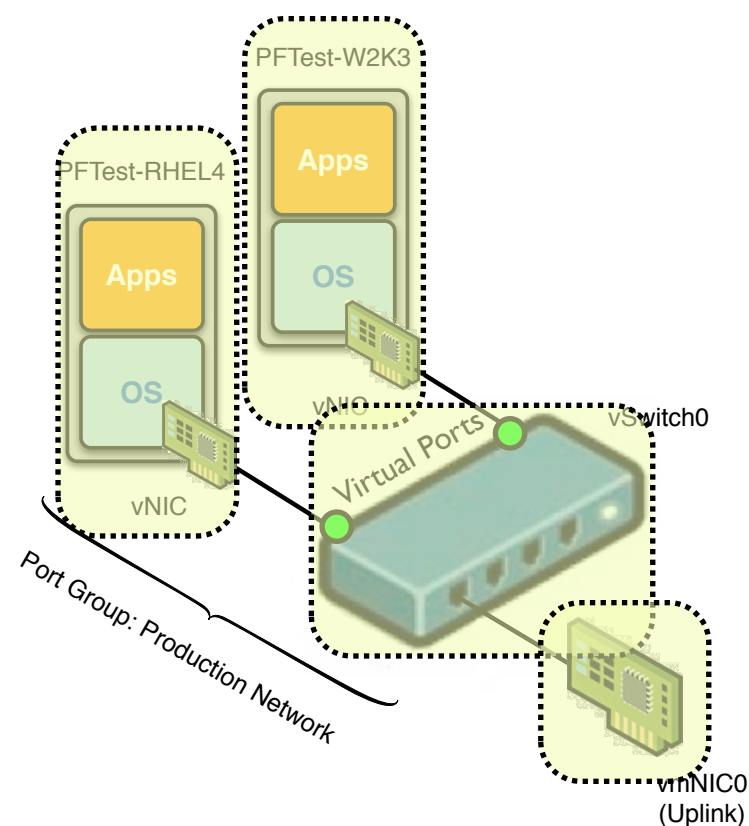
A Virtual Switch:

- ❖ Is a software-based networking construct that runs in the virtualization platform's kernel
- ❖ Purposely-designed layer-2 (L2) switch which is loaded dynamically at runtime with functional modules such as:
 - ❖ Core L2 forwarding engine
 - ❖ VLAN tagging, stripping & filtering
 - ❖ L2 security, checksum and segmentation offload
- ❖ Some features normally found in physical L2 switches are not present by design to provide for integrity, isolation and secure connectivity (no STP, VTP, ISL, etc...)



VMware's Virtual Switch Visualized

Abstracted Model



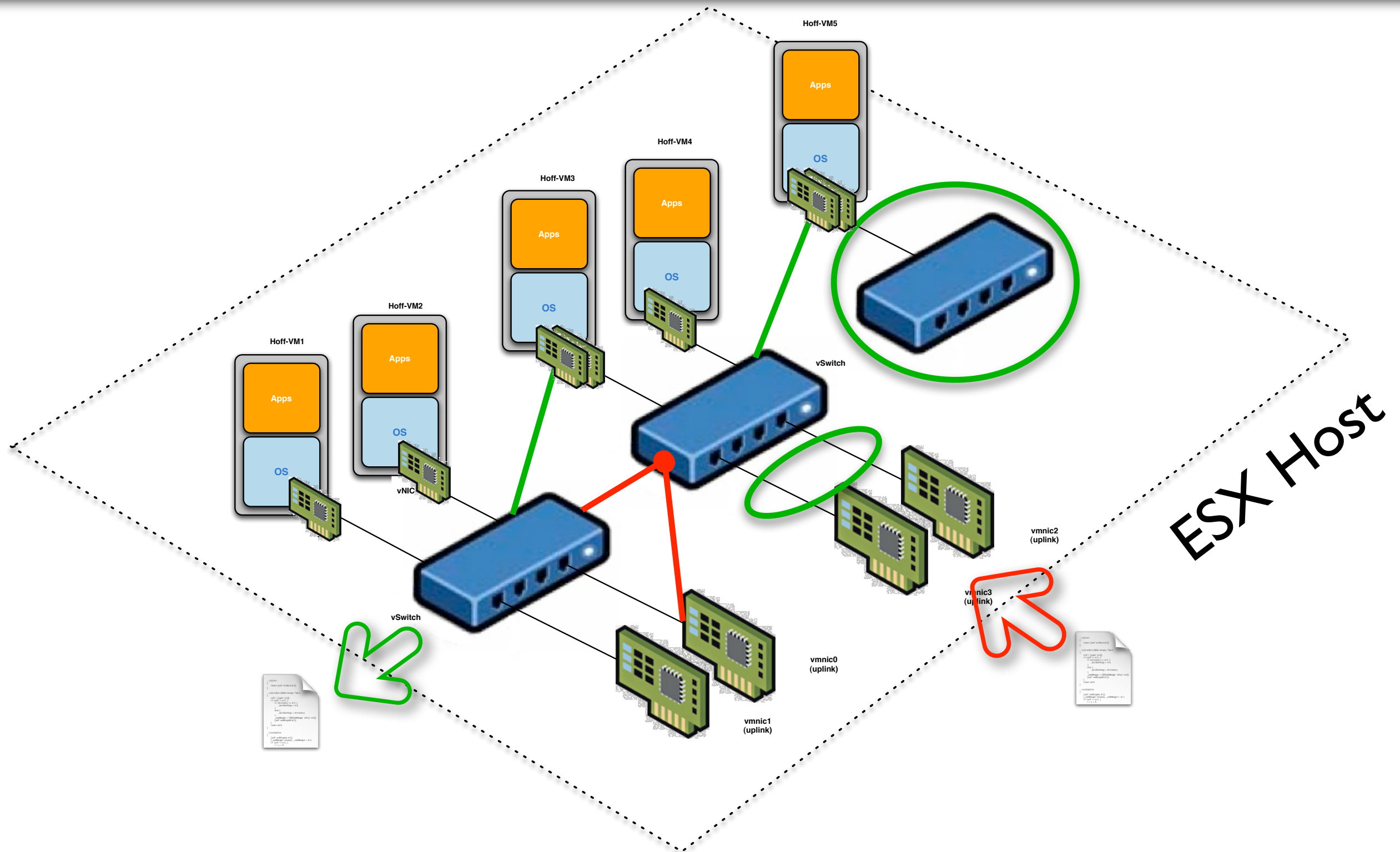
VMware Virtual Infrastructure Client View



* I purposely left off the VMotion and Service Console networks in the model for clarity



vSwitch Correctness

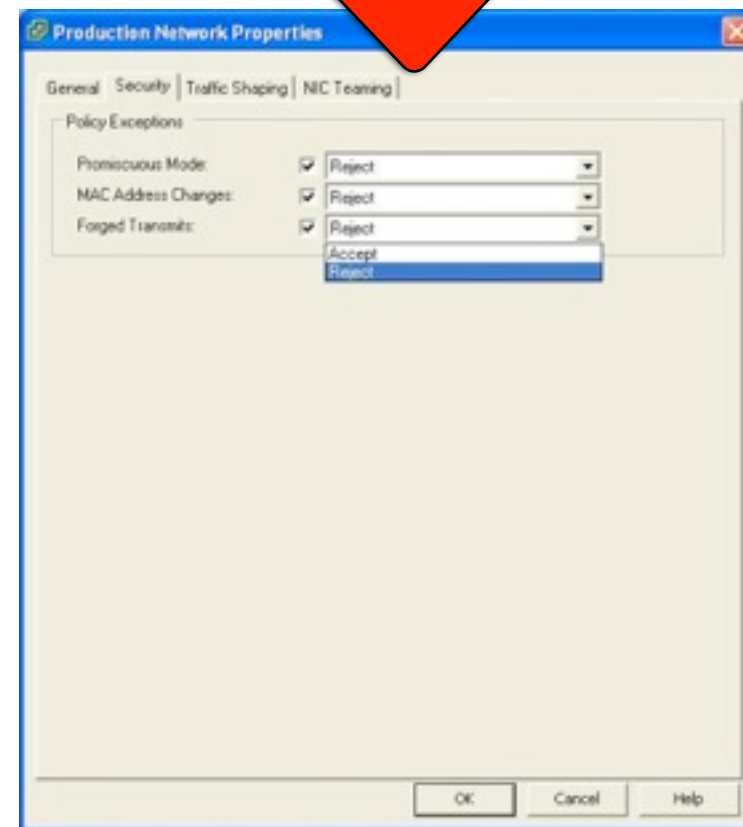
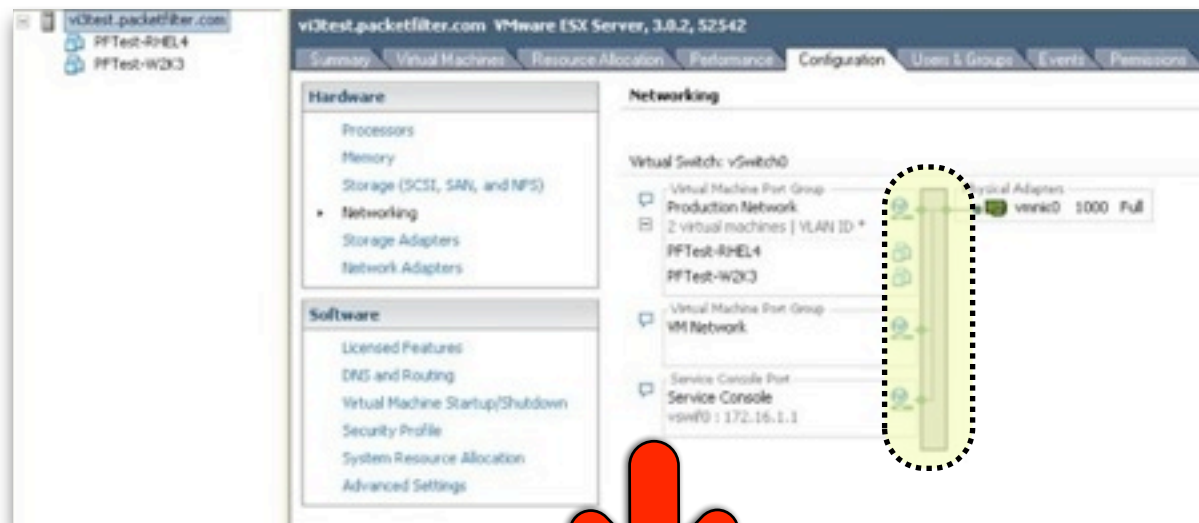




vSwitch Security Options

vSwitches offer some nifty security features:

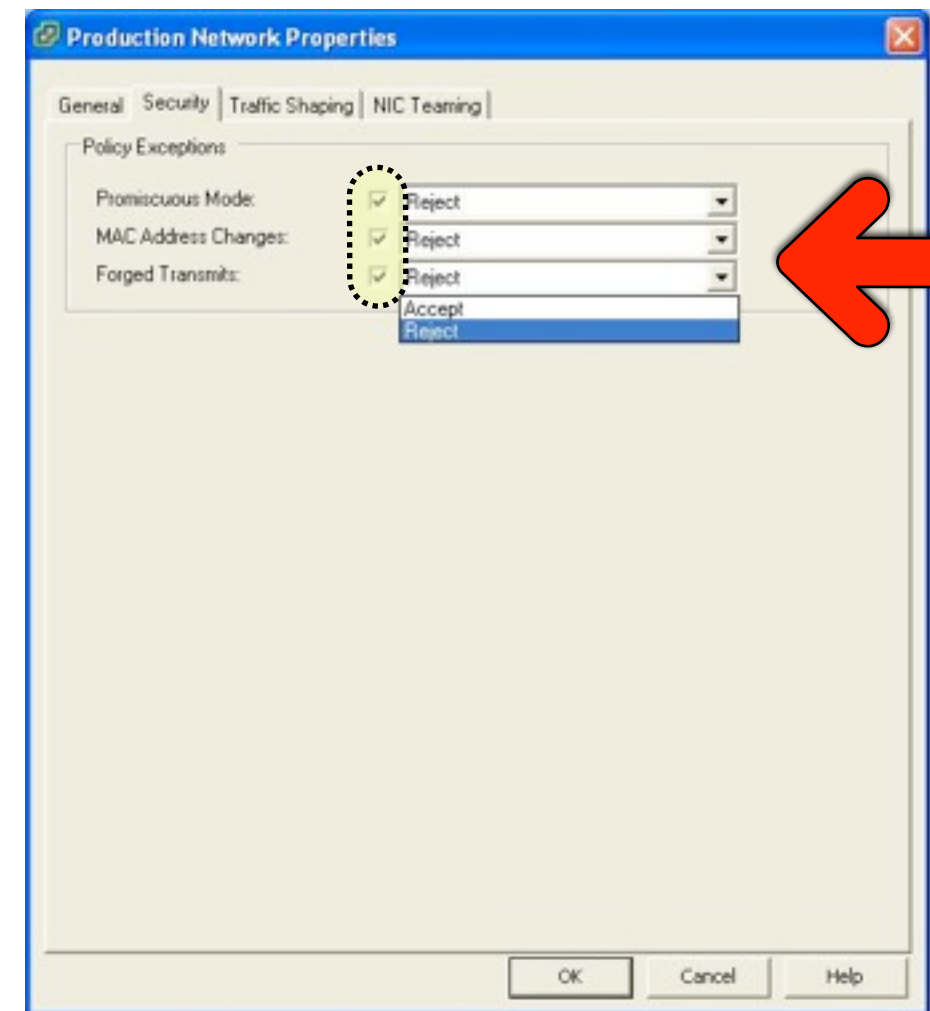
- ❖ Configure promiscuous mode (per portgroup) for selective mirroring
- ❖ MAC Address changes prevents VM's from changing/spoofing their MAC addresses
- ❖ Can restrict "forged transmissions" that would potentially allow VM's to send traffic from nodes other than themselves






Just In Case You Missed That...

- ❖ Network Security in a VMware environment is reduced down to 3 checkboxes in VirtualCenter
- ❖ “Network Security” within the virtualized construct of a host is now administered by folks whose competency is neither networking or security
- ❖ This is the visibility we security folks have into these environments...





You're Making Me All Weepy!



- ❖ Setup & Context
- ❖ Virtualization In Context
- ❖ Virtual Networking Architecture
- ❖ **VirtSec Solutions Landscape**
- ❖ The Four Horsemen
- ❖ Wrap-Up



VirtSec Technology Landscape

- ❖ Evolving solutions from existing players as well as emerging startups & the virtualization platform providers
- ❖ You will need to invest differently in order to effectively manage risk in a virtualized environment
- ❖ The next 12 - 18 months will be difficult due to the gold rush effect
- ❖ There is (still) no silver bullet, just a lot of silver buckshot





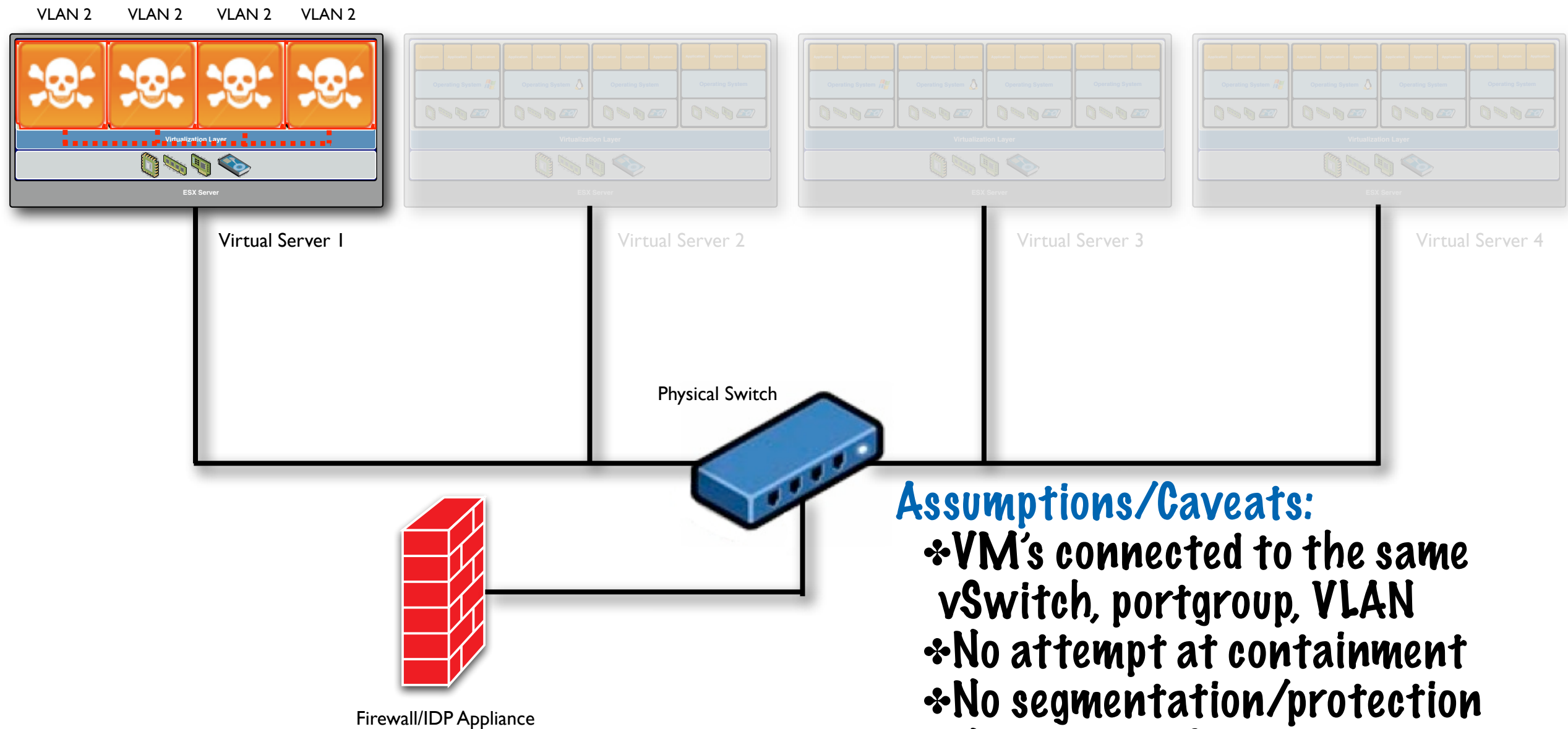
Where We Are Today





VirtSec Examples: No Controls (FUD)

No Security



Assumptions/Caveats:

- ❖ VM's connected to the same vSwitch, portgroup, VLAN
- ❖ No attempt at containment
- ❖ No segmentation/protection
- ❖ Not very realistic...



Reality Check: The Intra-VM (In)Security Myth

Myth/Security Team Says:

- ❖ “Consolidating servers onto the same virtualized host is insecure because you can’t secure intra-vm traffic!”

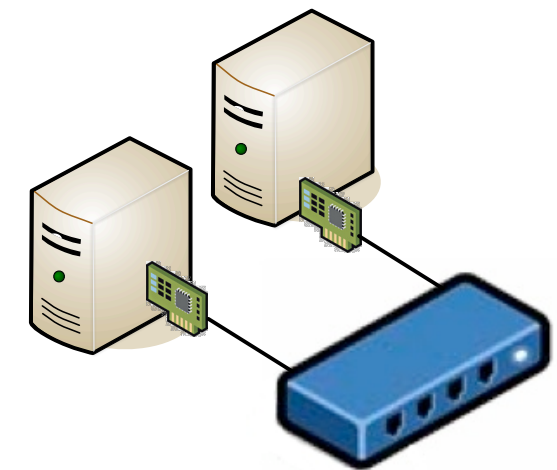
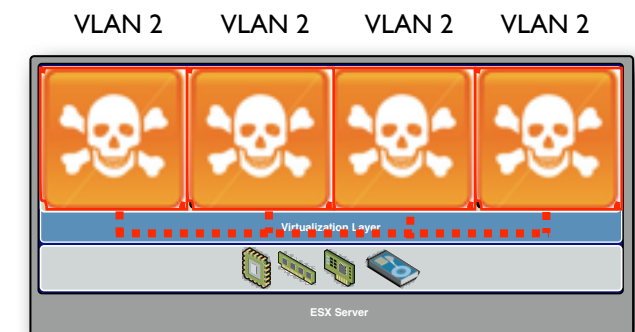
Reality/I ask:

- ❖ “When you have two physical servers plugged into the same physical switch in the same VLAN, how do you secure intra-machine traffic?”

Response/Security Team Blushes:

- ❖ “Uh, we don’t...”

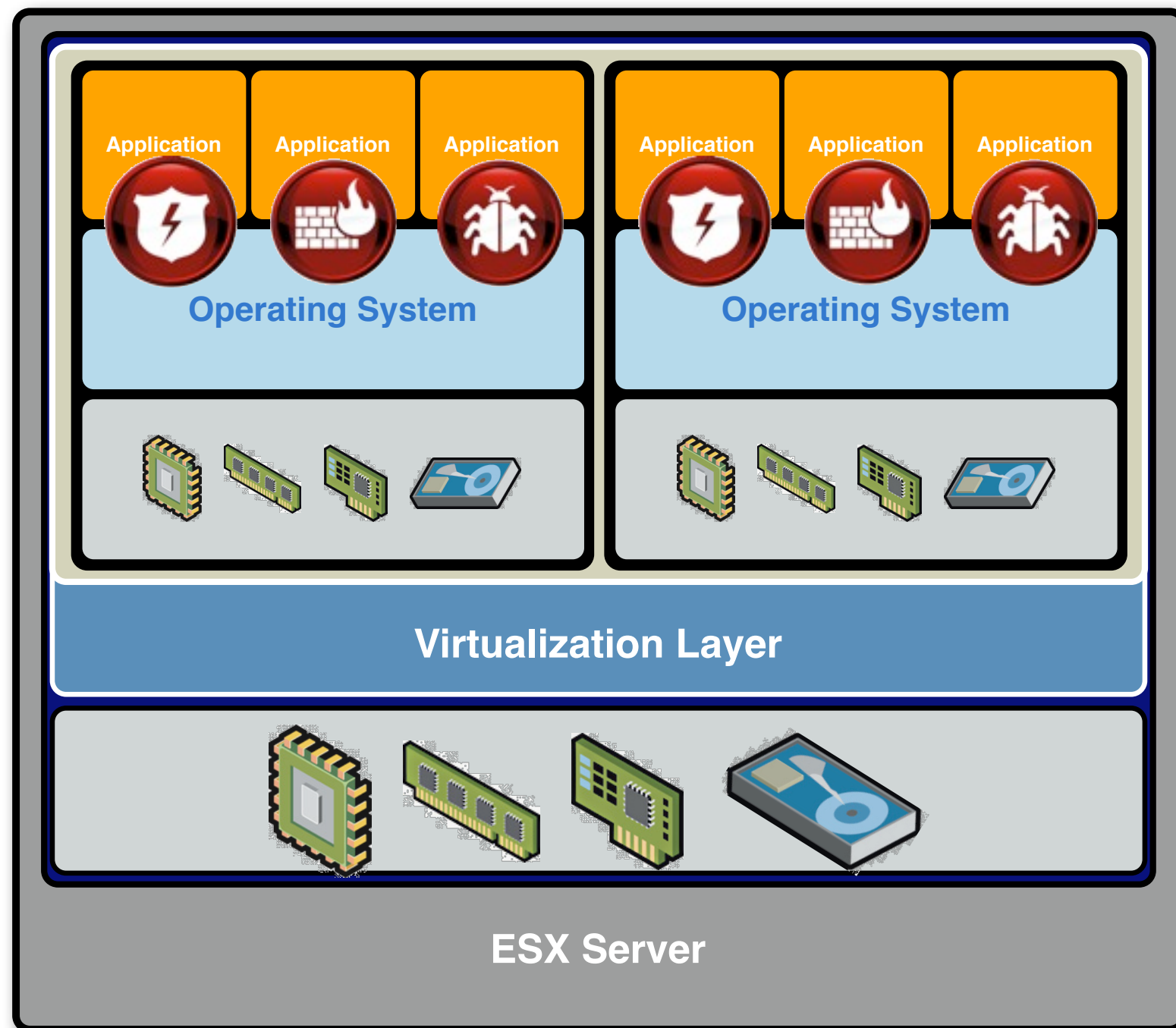
Virtualized



Real World



The Reality: Same Ol' Software In the VM



Most anything you run today in your conventional environments will work here...

- ❖ Firewalls
- ❖ HIDS
- ❖ HIPS
- ❖ Anti-virus
- ❖ NAC
- ❖ Endpoint Assurance
- ❖ Patch Management
- ❖ Inventory
- ❖ Configuration Audit & Control

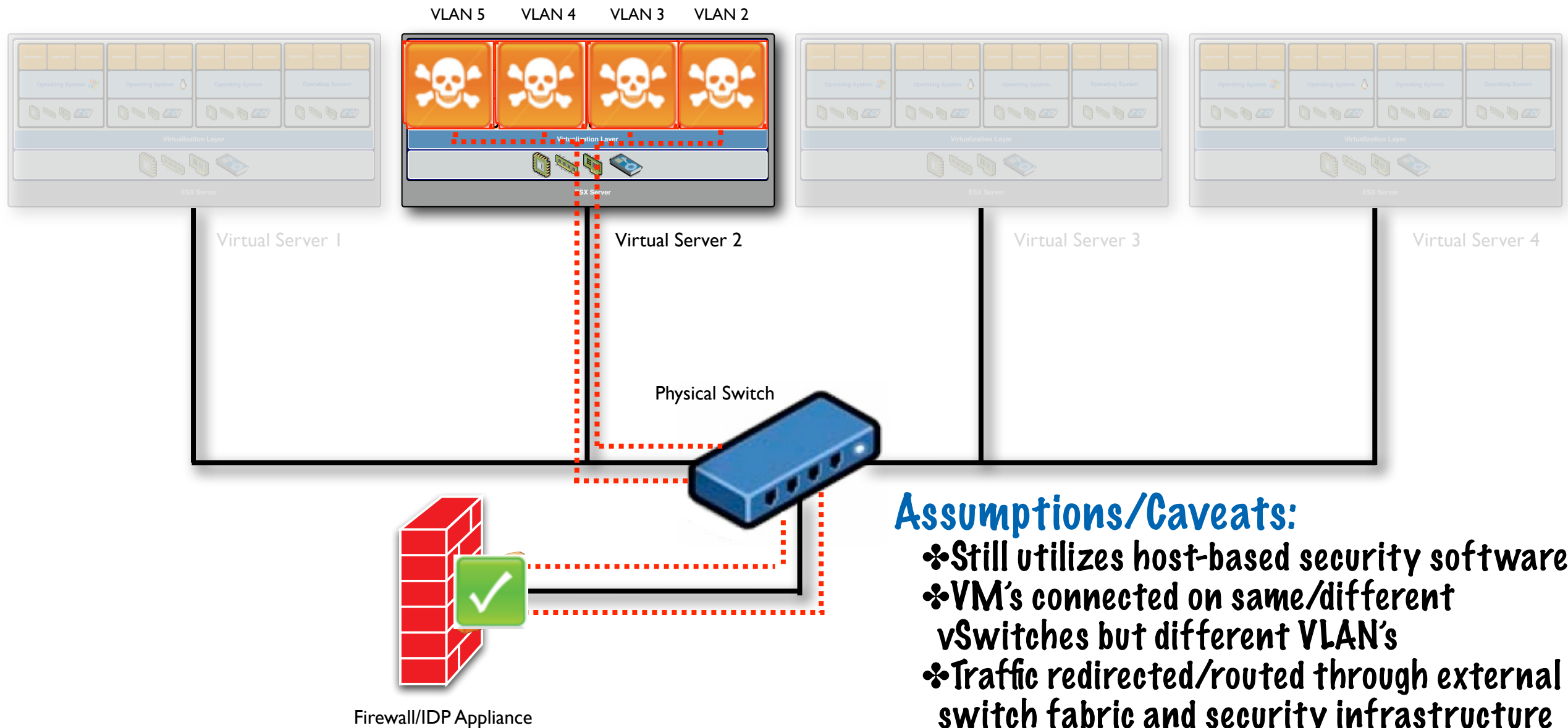
Installed at the OS or Application Layers





VirtSec Examples: Interacting with External Security

External Security

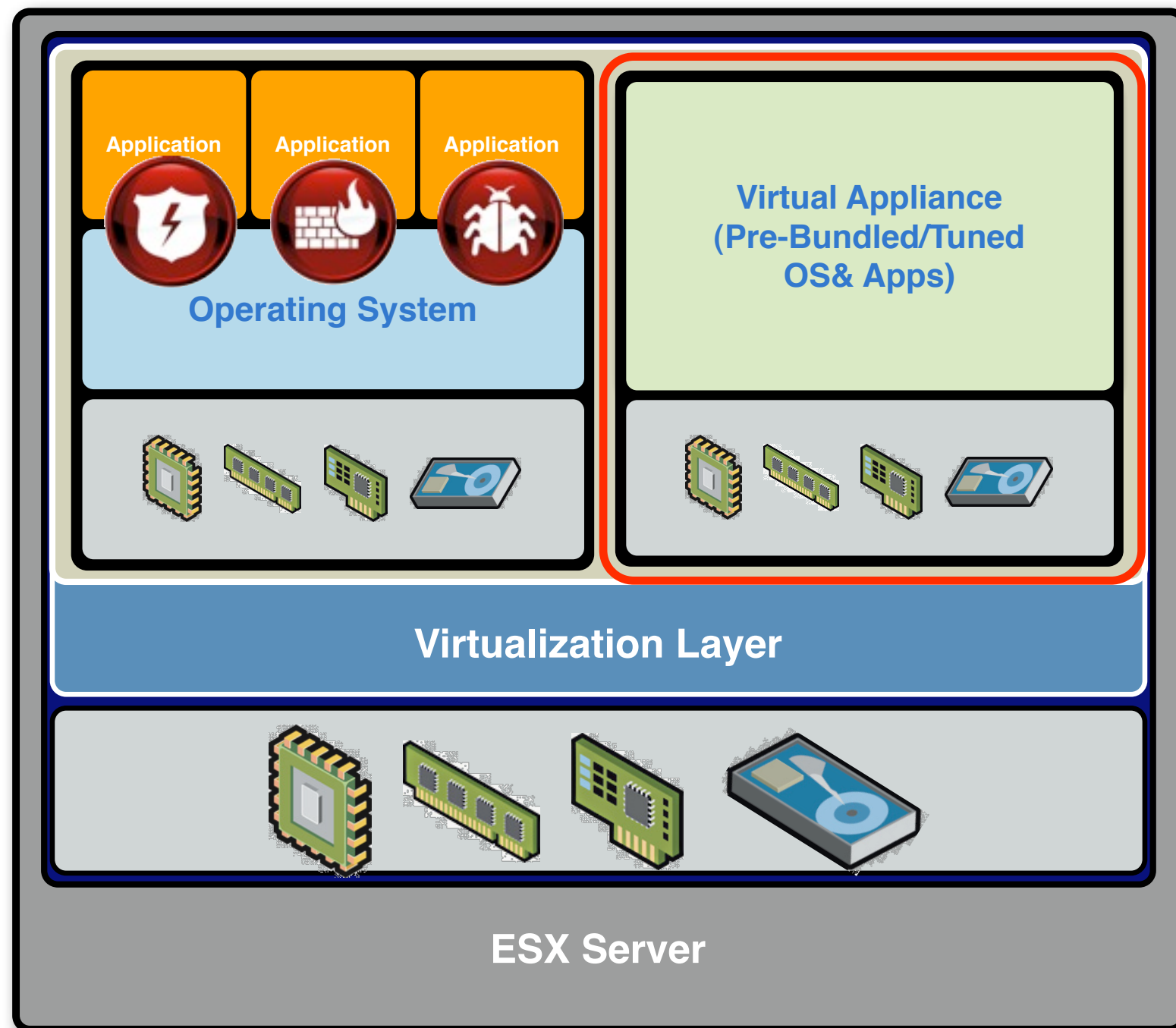


Assumptions/Caveats:

- ❖ Still utilizes host-based security software
- ❖ VM's connected on same/different vSwitches but different VLAN's
- ❖ Traffic redirected/routed through external switch fabric and security infrastructure



VirtSec Examples: Virtual Appliances



- ❖ The trick is forcing the traffic through the virtual appliances (if prevention is required) versus merely monitoring via SPAN for detection/monitoring
- ❖ Requires careful (and potentially extensive) virtual networking configuration
- ❖ Don't protect against intra-VM compromise in the same VLAN
- ❖ Does not directly protect the Hypervisor
- ❖ Many of these tools are more about visibility & vizualization than they are pure security
- ❖ Virtual Appliances are VM's! They are software & exploitable!

ALTOR
networks

BlueLane

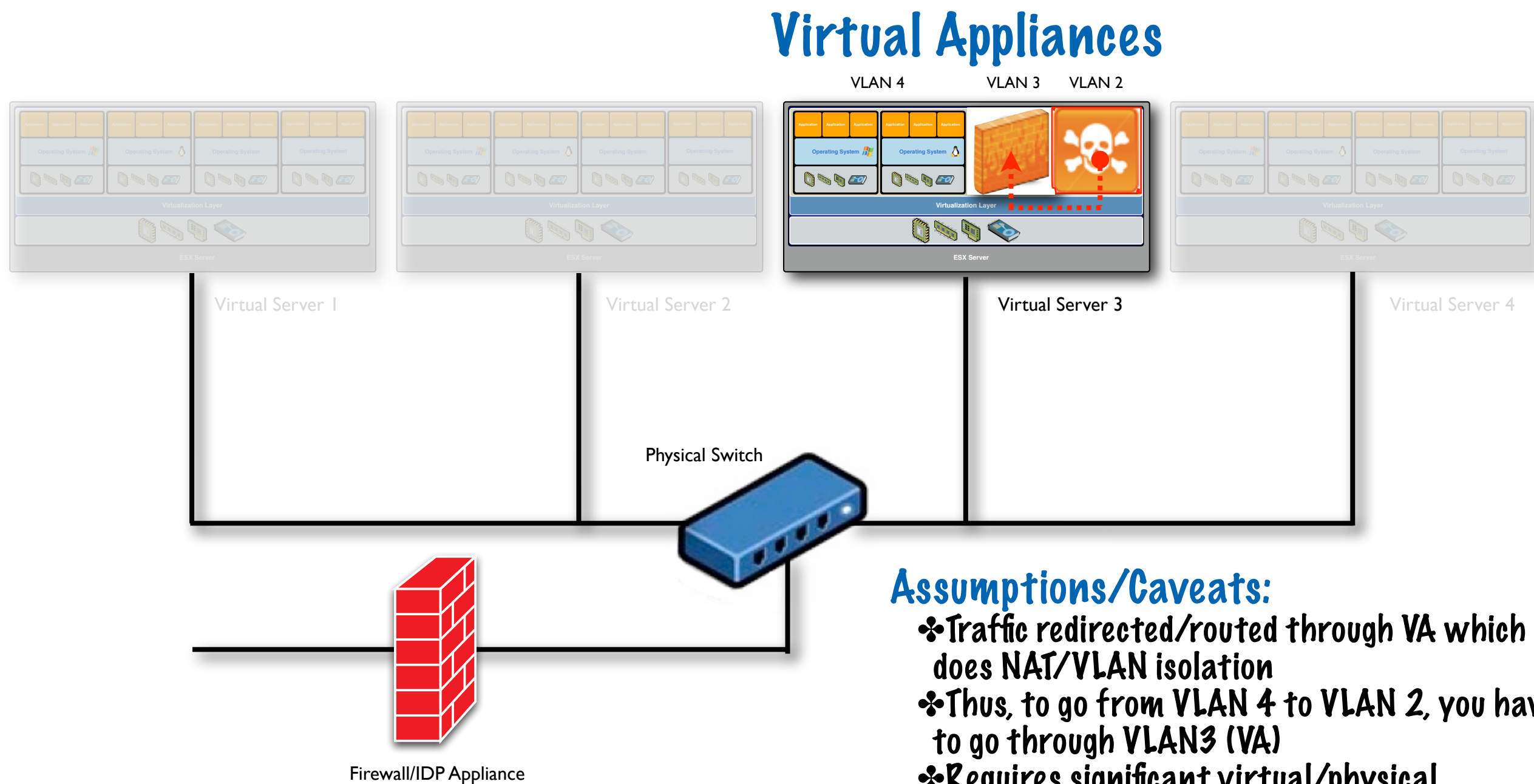
REFLEX
SECURITY



Montego Networks
Secure Switching for Virtual Environments



VirtSec Examples: Virtual Appliance with VM to VM On Different vSwitch/VLAN

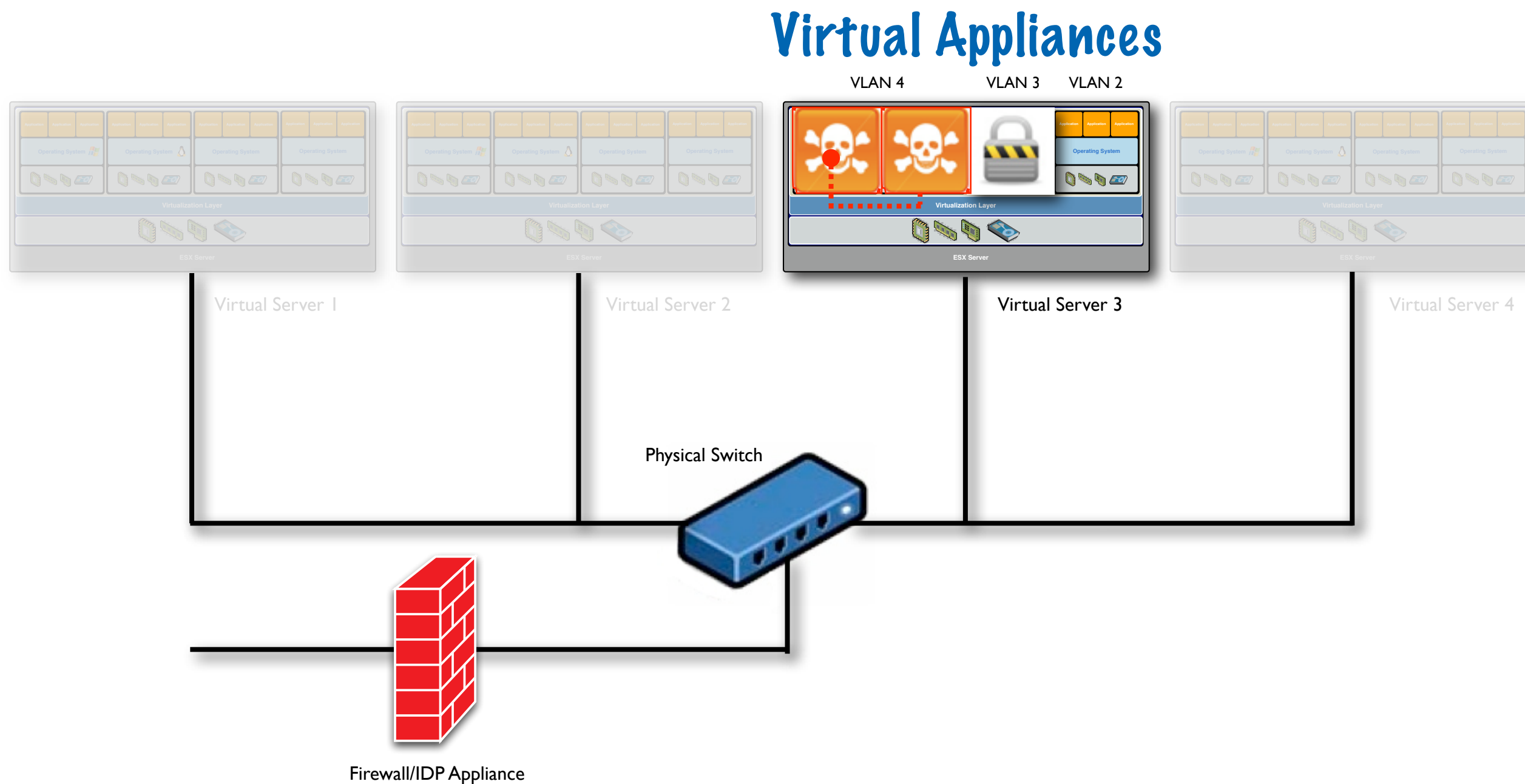


Assumptions/Caveats:

- ❖ Traffic redirected/routed through VA which does NAT/VLAN isolation
- ❖ Thus, to go from VLAN 4 to VLAN 2, you have to go through VLAN 3 (VA)
- ❖ Requires significant virtual/physical networking reconfiguration

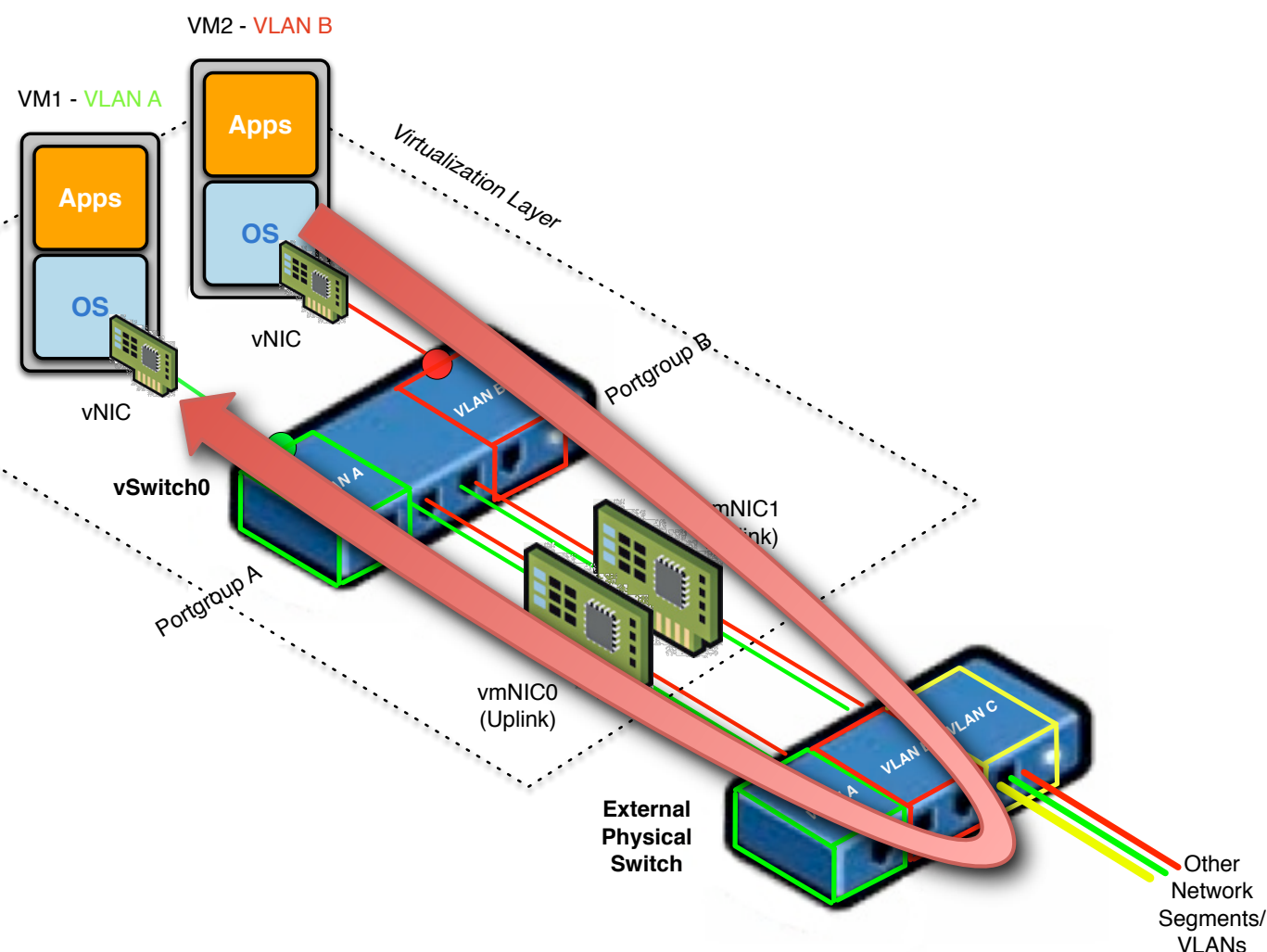


VirtSec Examples: Virtual Appliance with VM to VM On Same vSwitch/VLAN





Virtual Appliances: The Devil's In the Details

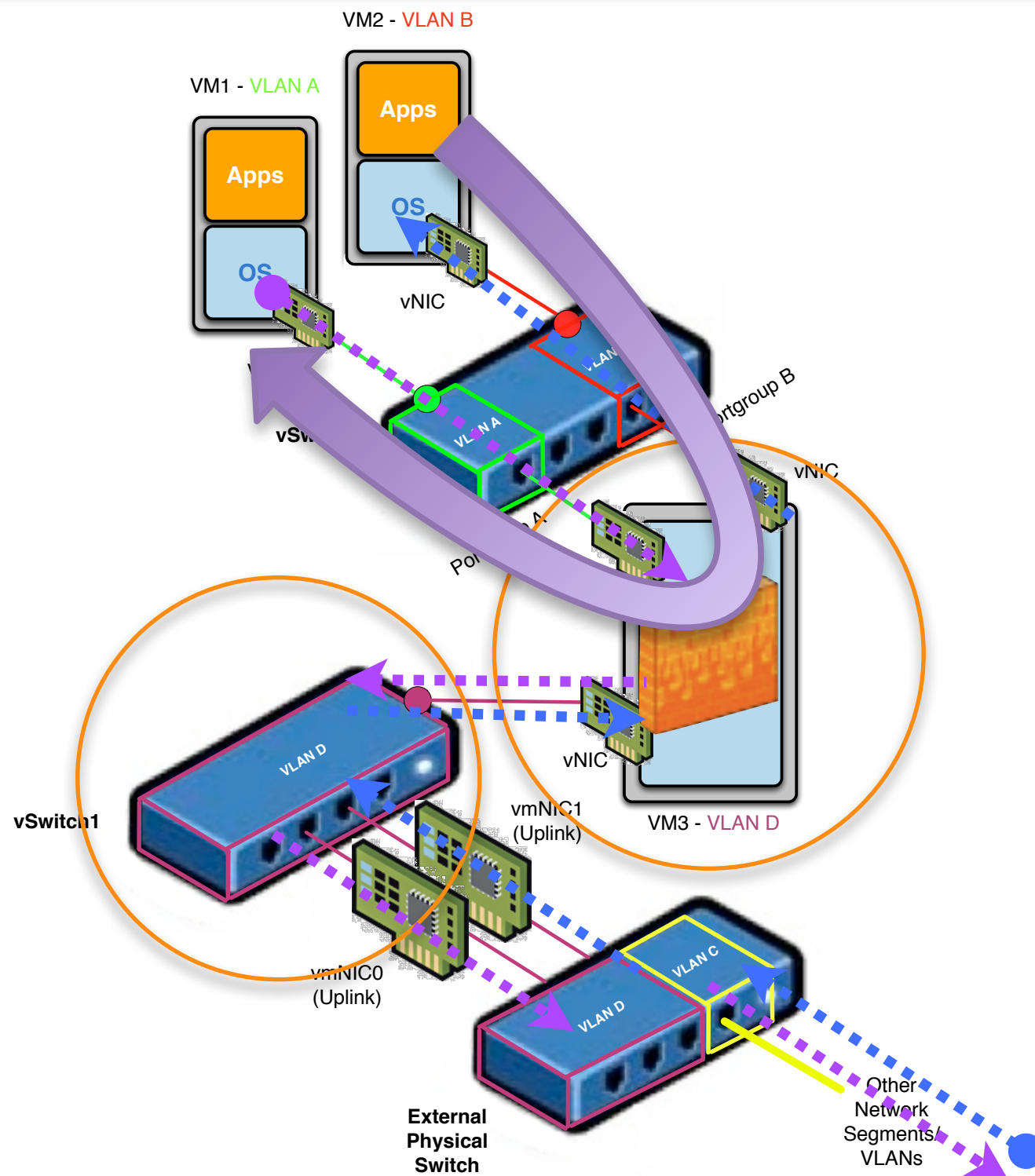


Here we have a basic multi-VM configuration without a virtual security appliance:

- ❖ Two VM's, sharing a single vSwitch
- ❖ Each VM sits on its own VLAN/Portgroup
- ❖ For traffic to make it's way from **VLAN A** to **VLAN B**, the traffic must traverse the Uplinks to the external switching/routing fabric
- ❖ VLANs A and B are advertised to the rest of the network via **VLAN/Subnet C**



Virtual Appliances: The Devil's In the Details



The Revised Configuration:

- ❖ VLANs A and B are now isolated on vSwitch0 with no uplinks
- ❖ VM1 and VM2 bridged/routed by VM3 (Virtual Appliance)
- ❖ VM3 also connected to vSwitch1
- ❖ For traffic to make it's way from **VLAN A** to **VLAN B**, the traffic must traverse VM3 (the virtual appliance)
- ❖ VLANs A and B are no longer advertised to the rest of the network
- ❖ **VLAN D** transports and thus the VA controls all intra-VM traffic and processes all externally-bound traffic

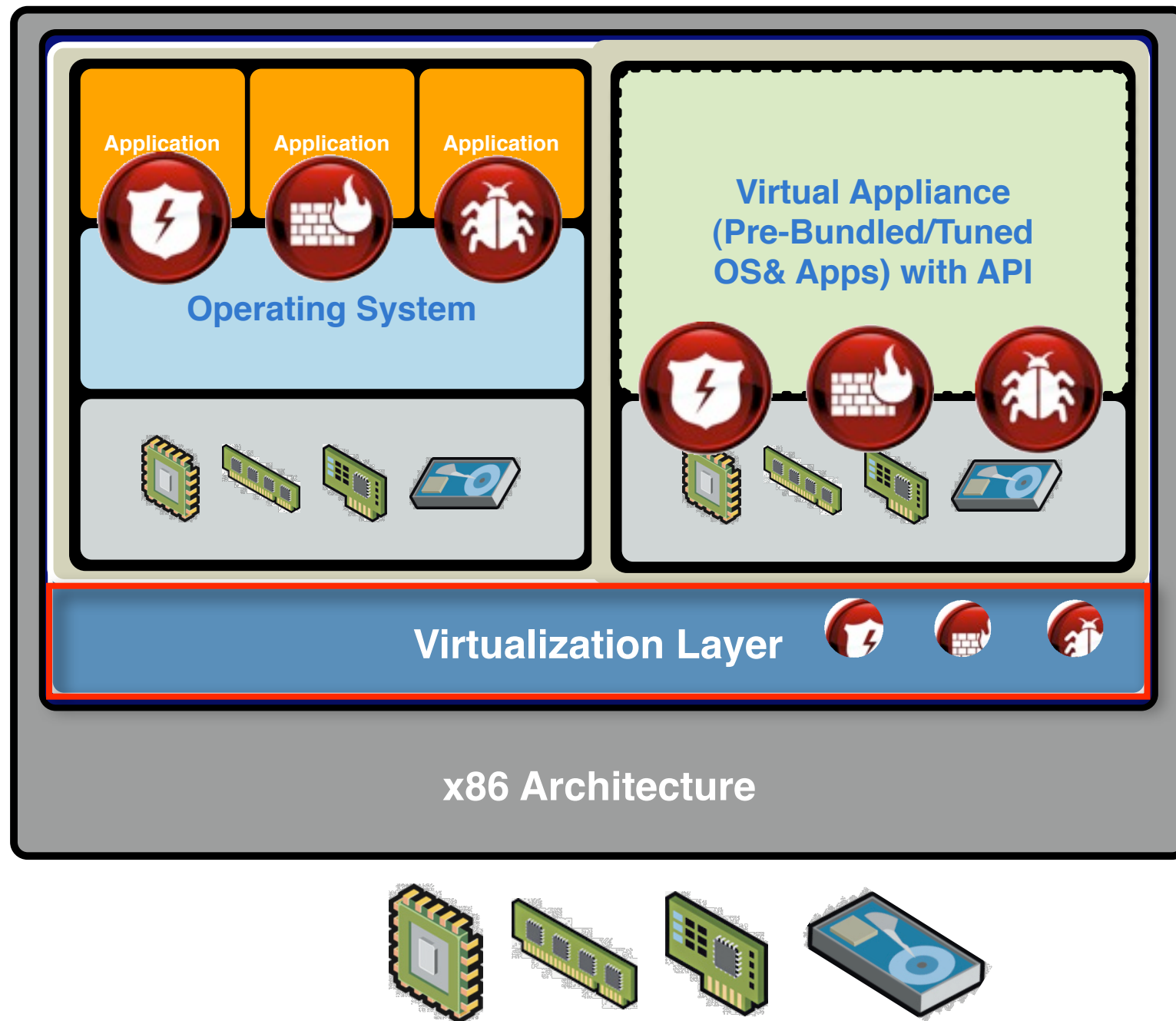


What's Showing Up Now...





VirtSec Examples: VMM/ISV API's



VMware VMsafe

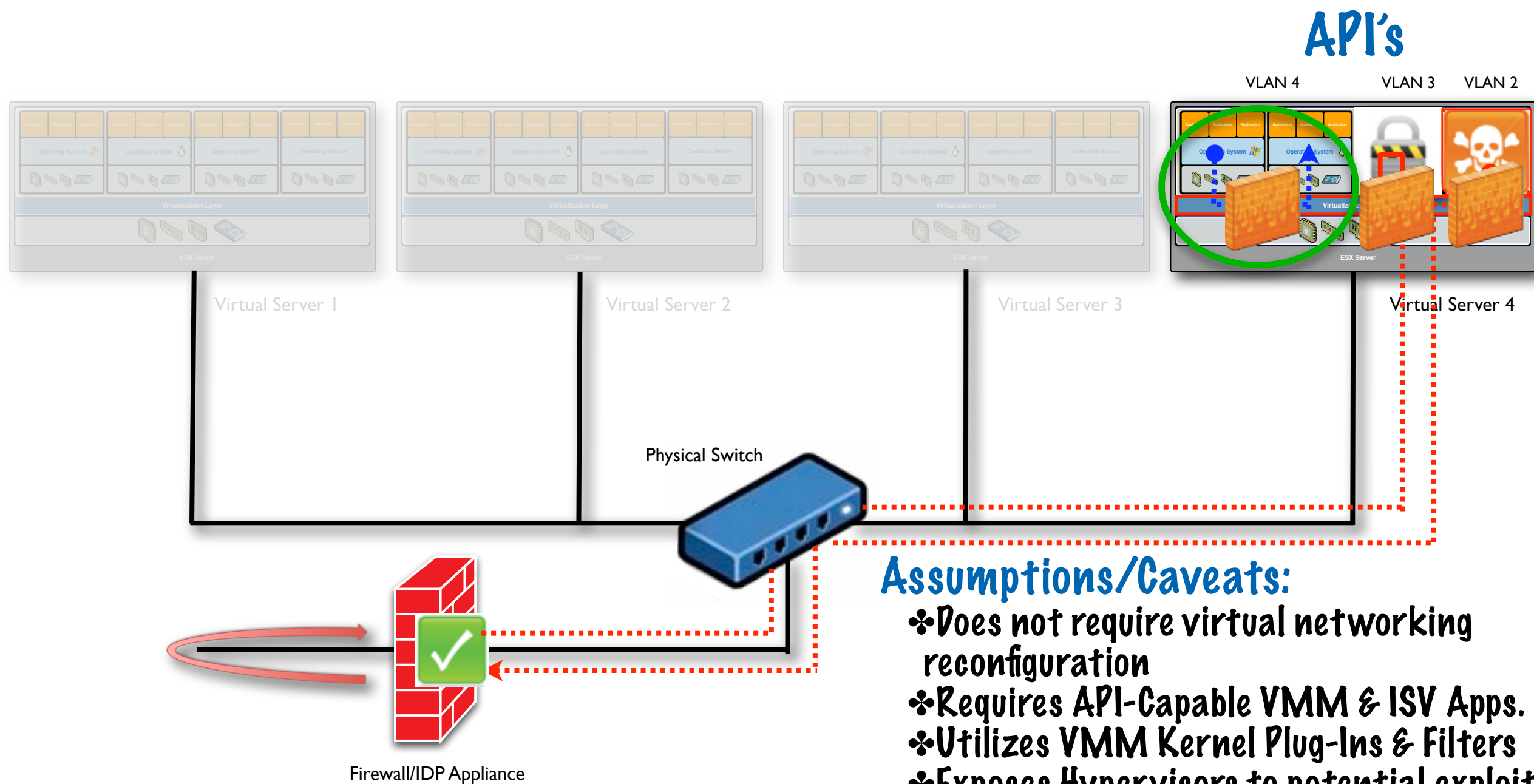
Enables ISV partners to build security solutions in the form of a virtual appliance utilizing API's that interact with hypervisor extensions to provide for monitoring and protection of memory/CPU, networking, process execution and storage.

XenAccess

XenAccess is a library that simplifies the process of memory introspection for virtual machines running on the Xen hypervisor.

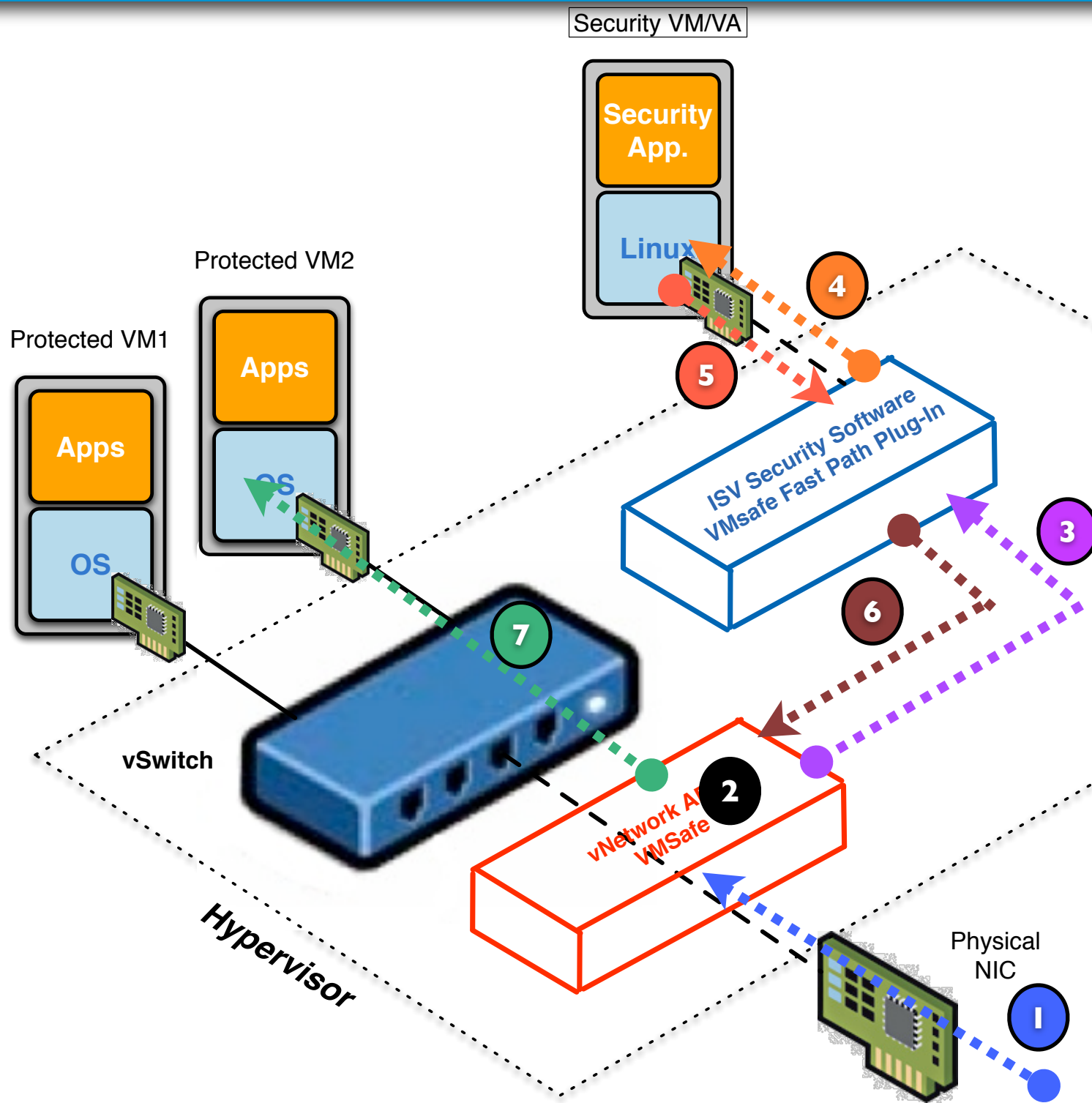


VMSafe API's: Network Introspection





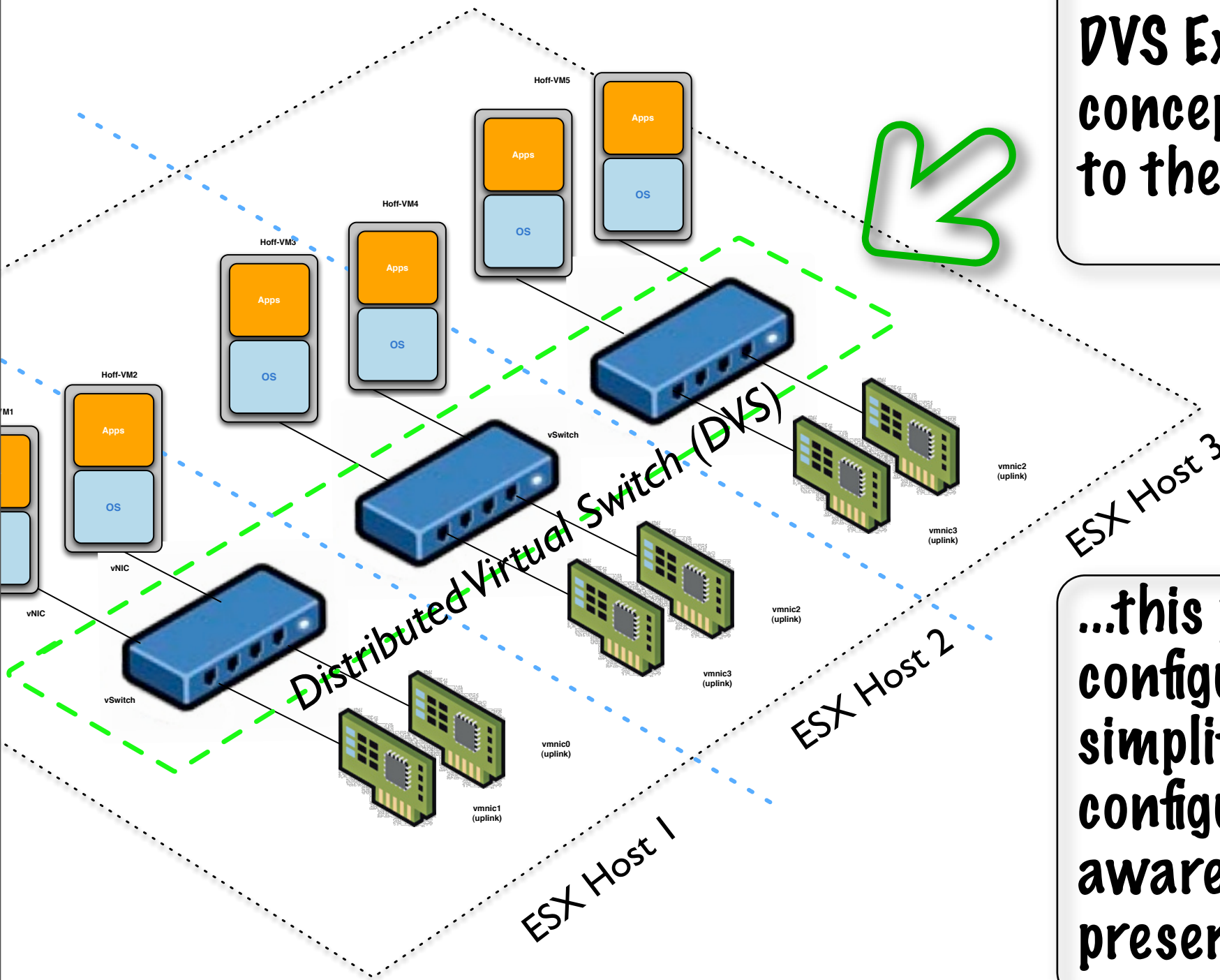
Simplified VMsafe - Net API Example



1. Traffic enters via physical NIC destined for Protected VM2 and intercepted by API-enabled VMM
2. vNetwork/VMsafe API configured via Filters to send traffic destined for PVM2 to Security VM/VA
3. API passes traffic to Security VM/VA VMM Fast-Path Plug-in Driver
4. Traffic now passed between fast-path & slow path drivers in VA/VM
5. Processing/Disposition effected by security VA/VM and passed back from slow-path to fast-path drivers
6. Traffic passed back via API/Drivers
7. Traffic sent on it's way via the virtual switching infrastructure to PVM2



VMware vNetwork API's (Networking)

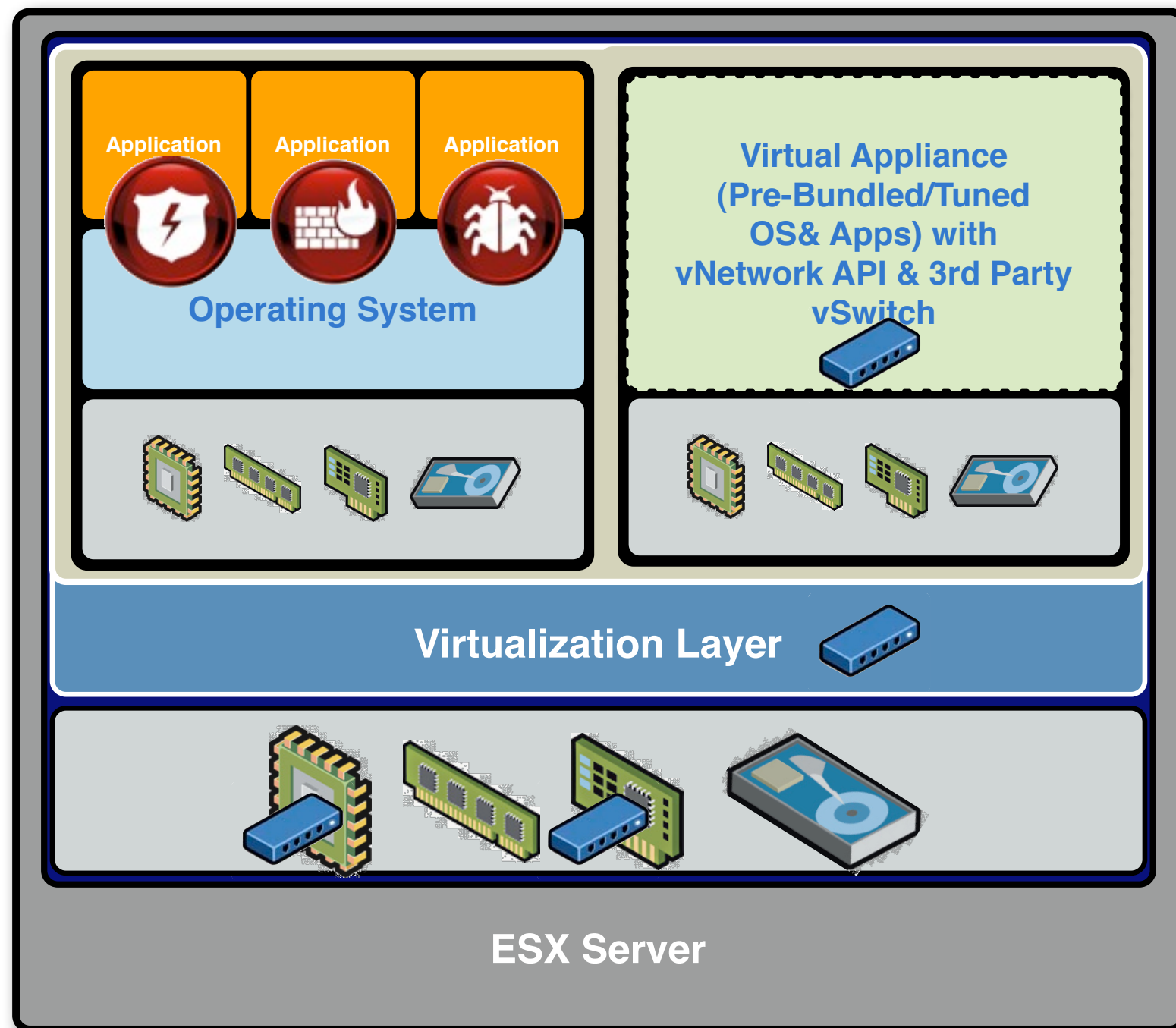


DVS Extends the virtual switch concept from the individual host to the cluster/datacenter level

...this provides for networking configurations that allow for simplified management, VM-configuration/mobility awareness & policy affinity, the preservation of VM state, and...



Third Party vSwitches



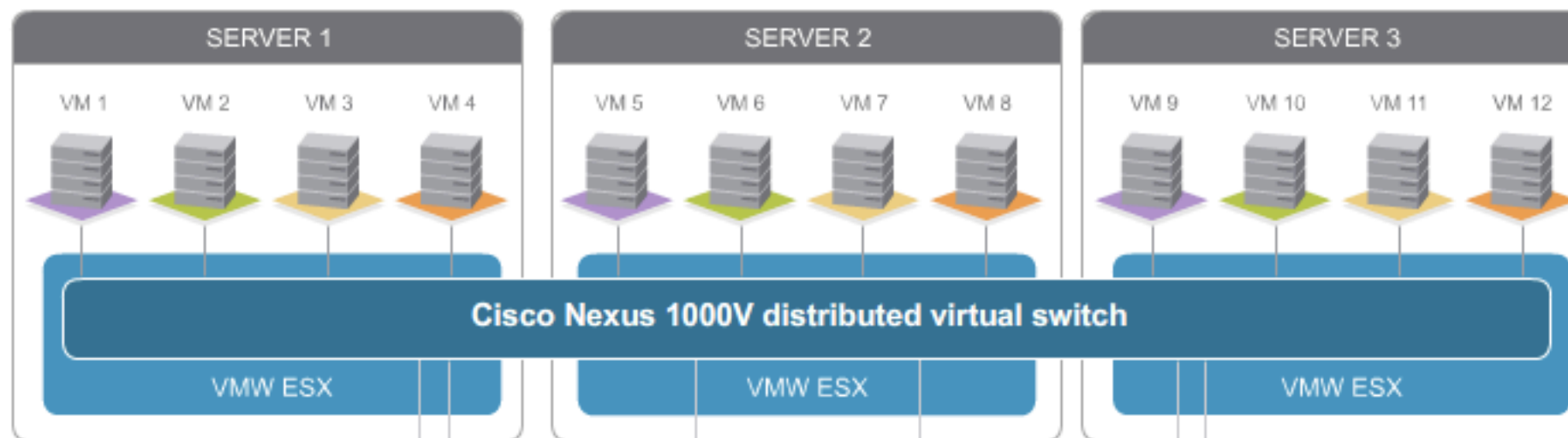
Third Party vSwitches

- ❖ Acts as a policy-driven intelligent disposition director to 3rd party security functions
- ❖ Allows integration/replication of external software, fabric capabilities and policy
- ❖ Consistency in networking capabilities
- ❖ Additional networking functionality (load-balancing, QoS, L3-7, etc...)
- ❖ Starting to appear in some very interesting places
- ❖ ...and will introduce some very interesting security and management challenges



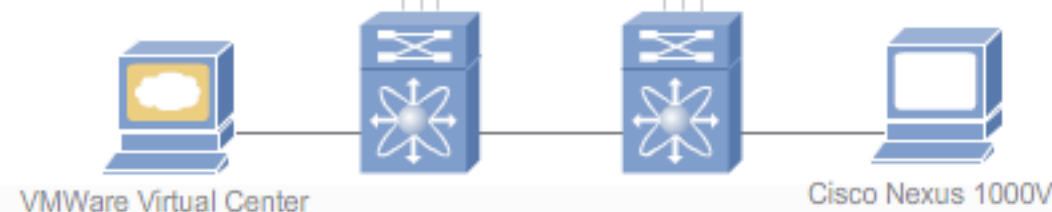
Cisco Nexus 1000v & VNLink

Cisco Nexus 1000V Architecture



Cisco Nexus 1000V Enables:

- Policy-based VM connectivity
- Mobility of network and security properties
- Non-disruptive operational model



Policy Based VM Connectivity

Mobility of Network and Security Properties

Non-Disruptive Operational Model

Virtualizing the Network Domain



A Fly In the (Virtual) Ointment



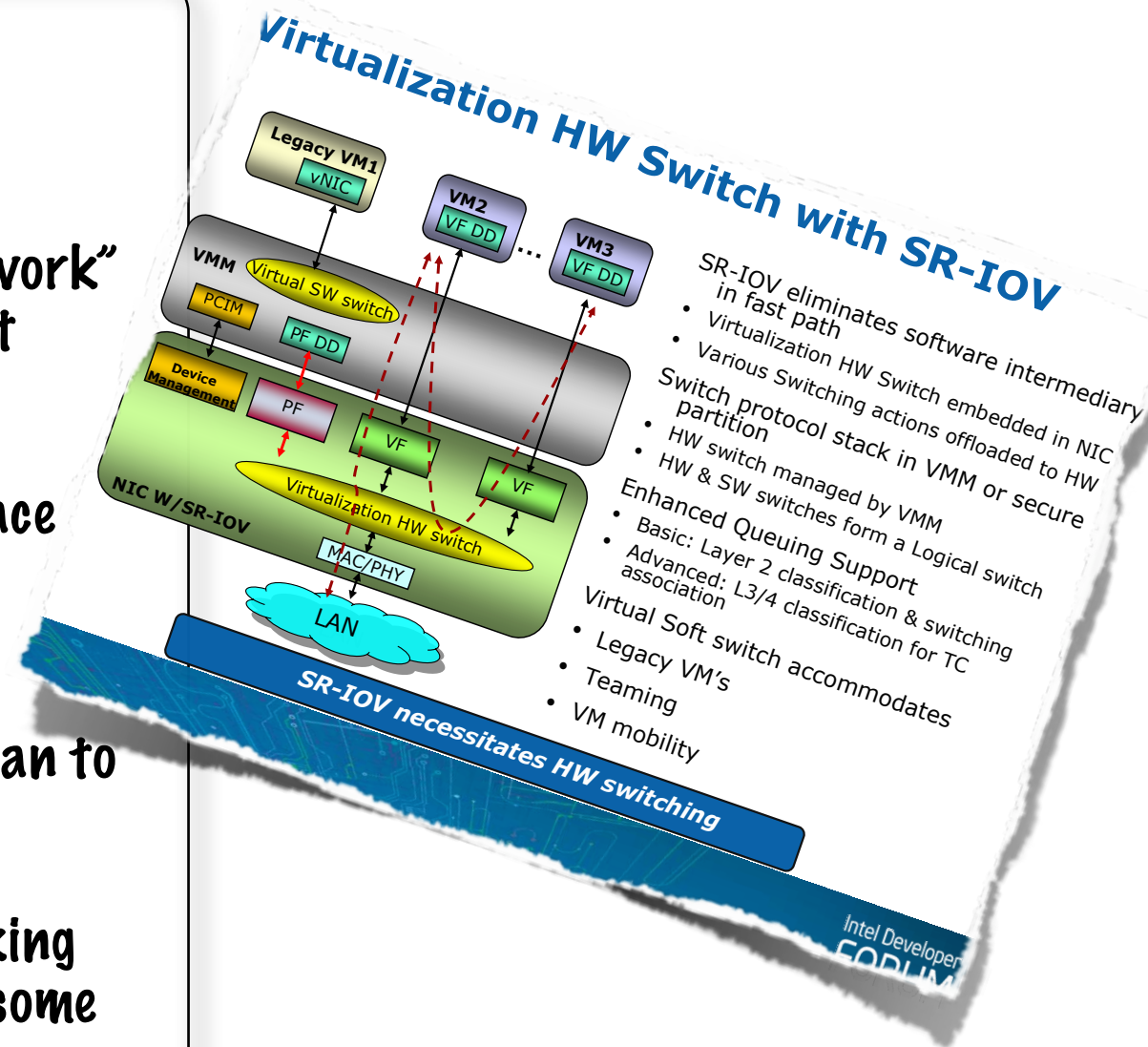
I/O Virtualization



Virtualizing Soft Switches Into Hardware: Example Of a Virtual Security Headache

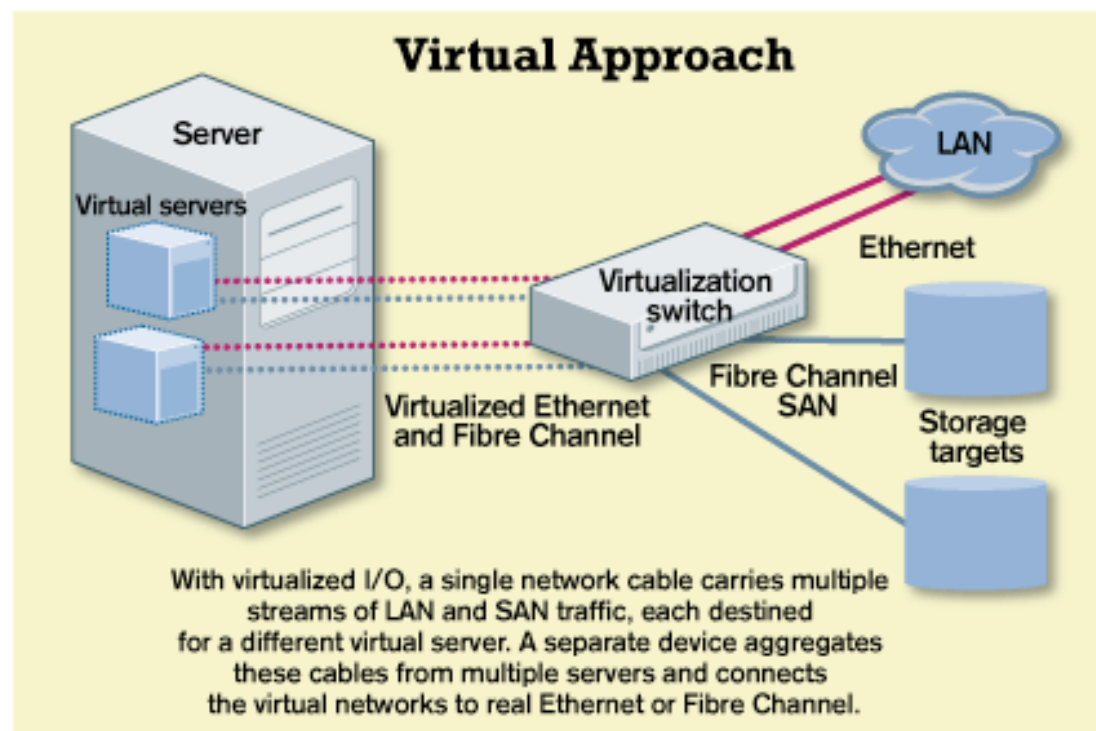
IOV is great for solving performance/scalability issues, but how will it affect security?

- ❖ It's already becoming difficult to grasp where "the network" is, who owns it, how we manage it and how to secure it
- ❖ A mélange of components providing the networking functions will add complexity, expand the attack surface and potentially limit visibility further
- ❖ What will technologies/approaches such as direct assignment bypassing the VMM and SR-IOV in NICs mean to security virtual appliances running on the hosts?
- ❖ Crossing the streams is "bad." Allowing some networking via vSwitches, some in the CPU, some in software and some in the NIC sounds awfully messy.
- ❖ What happens when the hardware is not homogenous? It's great to see partnerships that deliver things like VM DirectPath, but what about Citrix, Hyper-V, etc...?






IOV Appliances: Just To Make It More Fun!



InformationWeek

w00t! World Domination!

- Single network connection provides virtualized fabric interconnectivity for LAN & SAN
- All your VM's (and security) are belong to us!



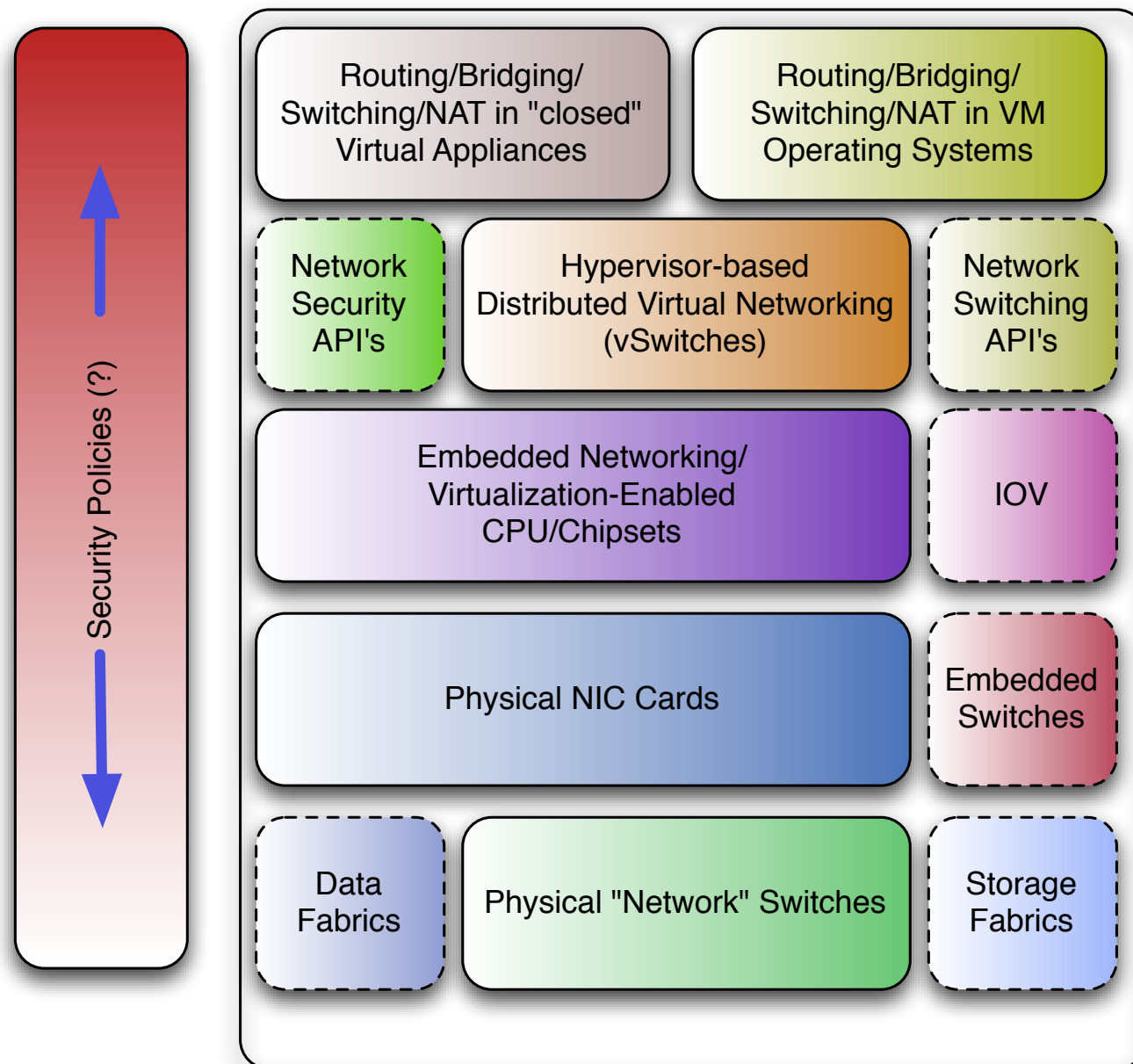
- Cisco 5000/7000 Nexus
- Brocade DXC Backbone
- 3Leaf V-8000 Virtual I/O Server
- Xsigo I/O Director





Where Isn't the Network?

"Networking" Element Stack



Examples

Customized networking stacks/slowpath driver/
network stacks in virtual appliances and IPv4/6
network stacks with iptables/brctl (e.g. Linux)

vNetwork VMsafe & Switching API's across
distributed virtual switches using fastpath kernel
modules integrated with VMware vSwitch and
Cisco Nexus 1000V

Intel CPU's with VT-d and SR-IOV

Converged Network/Storage Adapters
and/or NICs with embedded switching
and offload

Physical Cisco Catalyst/Nexus Switches
for both networking and storage



...and the hits keep comin'

- ❖ Virtualization is simply the platform enabler
- ❖ Real Time Infrastructure (RTI) with self-governing adaptation, provisioning and autonomies is here
- ❖ MSSP/IaaS/SaaS/Clean Pipes/Grid/Utility/Distributed and **CLOUD** computing is maturing
- ❖ How are we going to secure the abstraction of a cloud-based, dispatched virtualized set of processes, memory space, storage and I/O?



Doh!





The End Is Nigh! Run Away!

- ✿ Setup
- ✿ Virtualization In Context
- ✿ Virtual Networking Architecture
- ✿ VirtSec Solutions Landscape
- ✿ The Four Horsemen
- ✿ Wrap-Up





Bring On the Pwnies!

The Four Horsemen of the Apocalypse represent the “...forces of man’s destruction described in the Bible in the Book of Revelations” and are “...named after the powers they represent”*

- ♣ **War**
- ♣ **Pestilence**
- ♣ **Death**
- ♣ **Famine**



*Wikipedia



Vini, Vidi, Wiki...

- 1. Monolithic security vendor virtual appliances are the virtualization version of the UTM argument**
- 2. Virtualized Security can seriously impact performance, resiliency and scalability**
- 3. Replicating many highly-available security applications and network topologies in virtual switches don't work**
- 4. Virtualizing security will not save you money, it will cost you more**





Example: Virtualizing the DMZ*

Typical Screened-Subnet DMZ:

- ❖ Trust zones separated by physical controls on separate switches & host groups/clusters

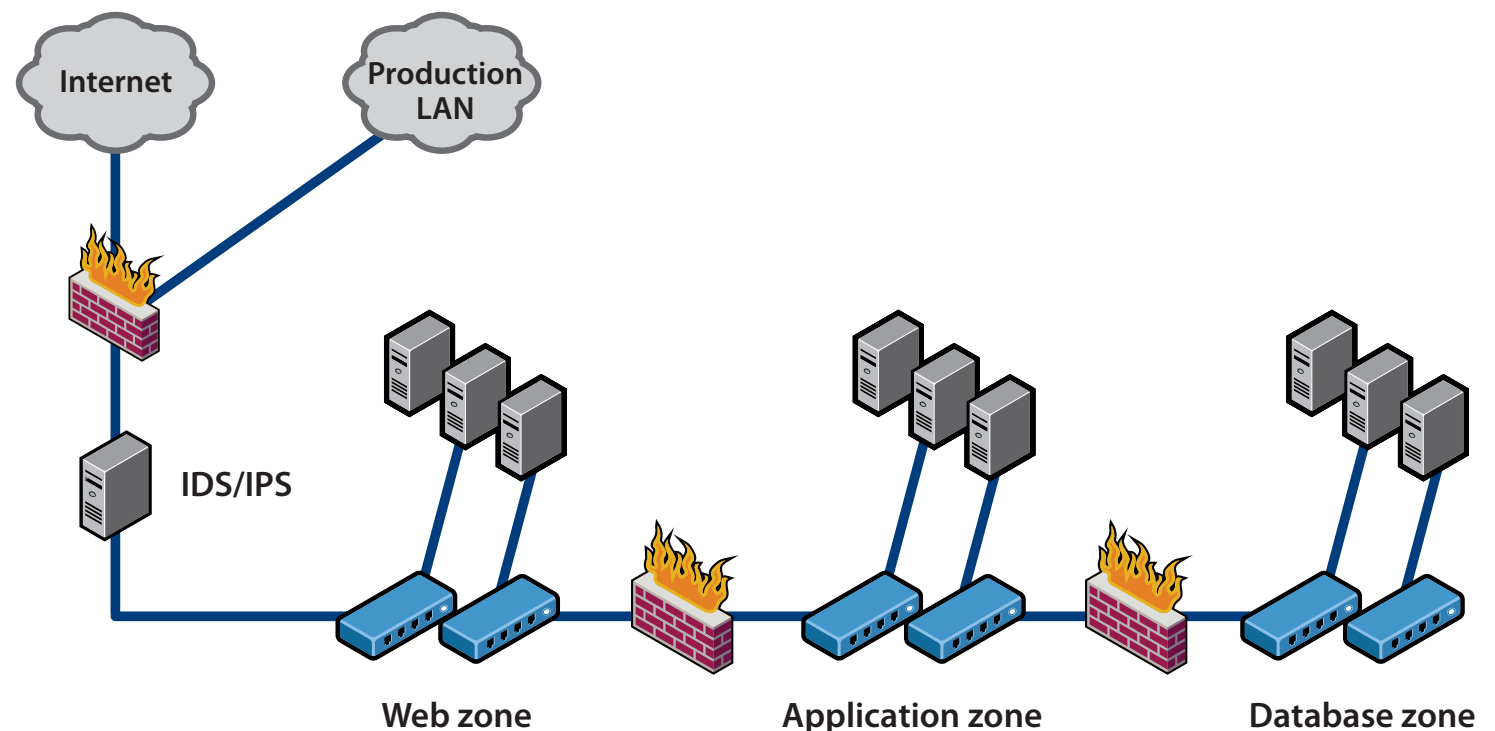
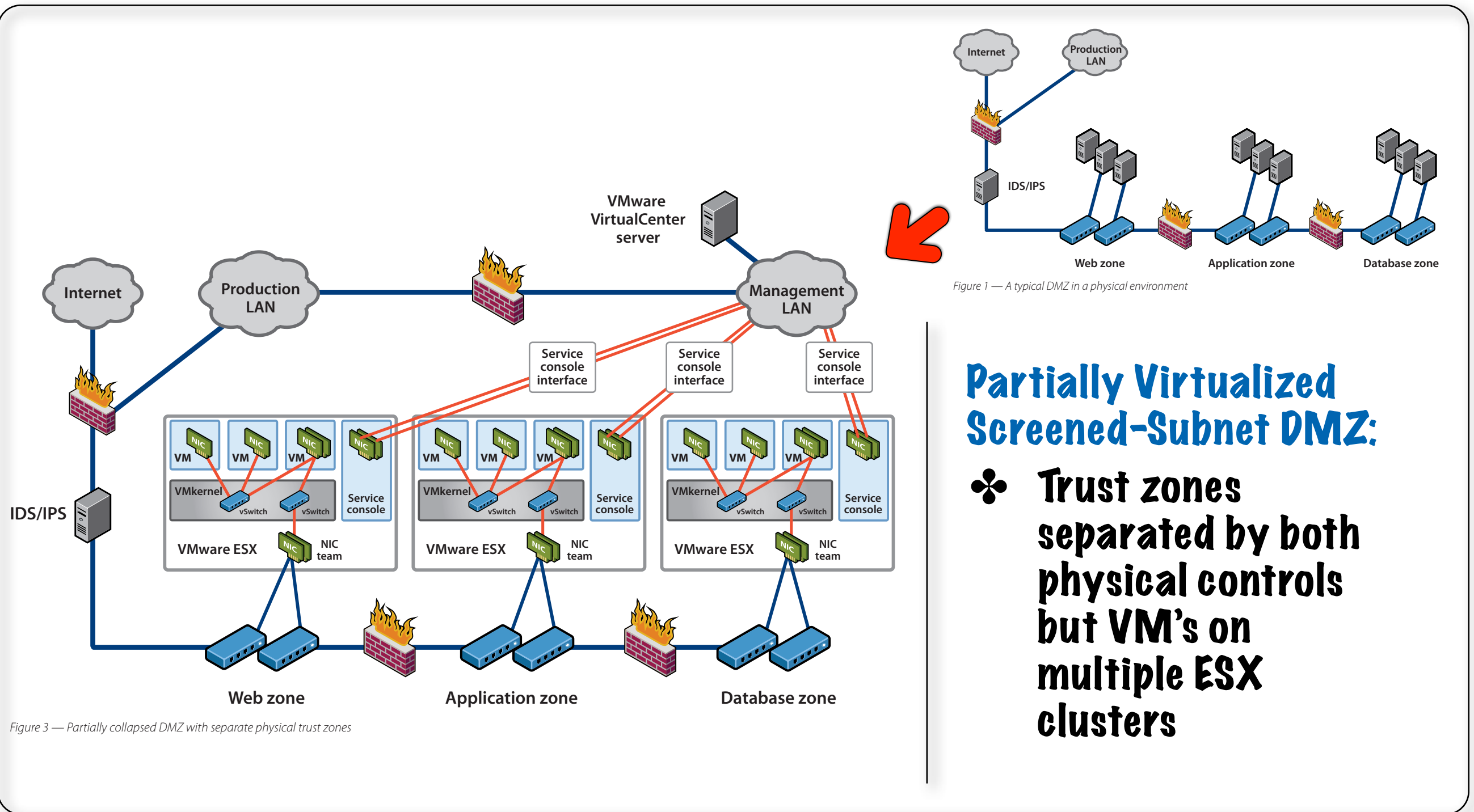


Figure 1 — A typical DMZ in a physical environment

*Images/Concept from VMware Whitepaper: DMZ Virtualization with VMware Infrastructure



Example: Virtualizing the DMZ*



Partially Virtualized Screened-Subnet DMZ:

- ❖ Trust zones separated by both physical controls but VM's on multiple ESX clusters

*Images/Concept from VMware Whitepaper: DMZ Virtualization with VMware Infrastructure



Example: Virtualizing the DMZ*

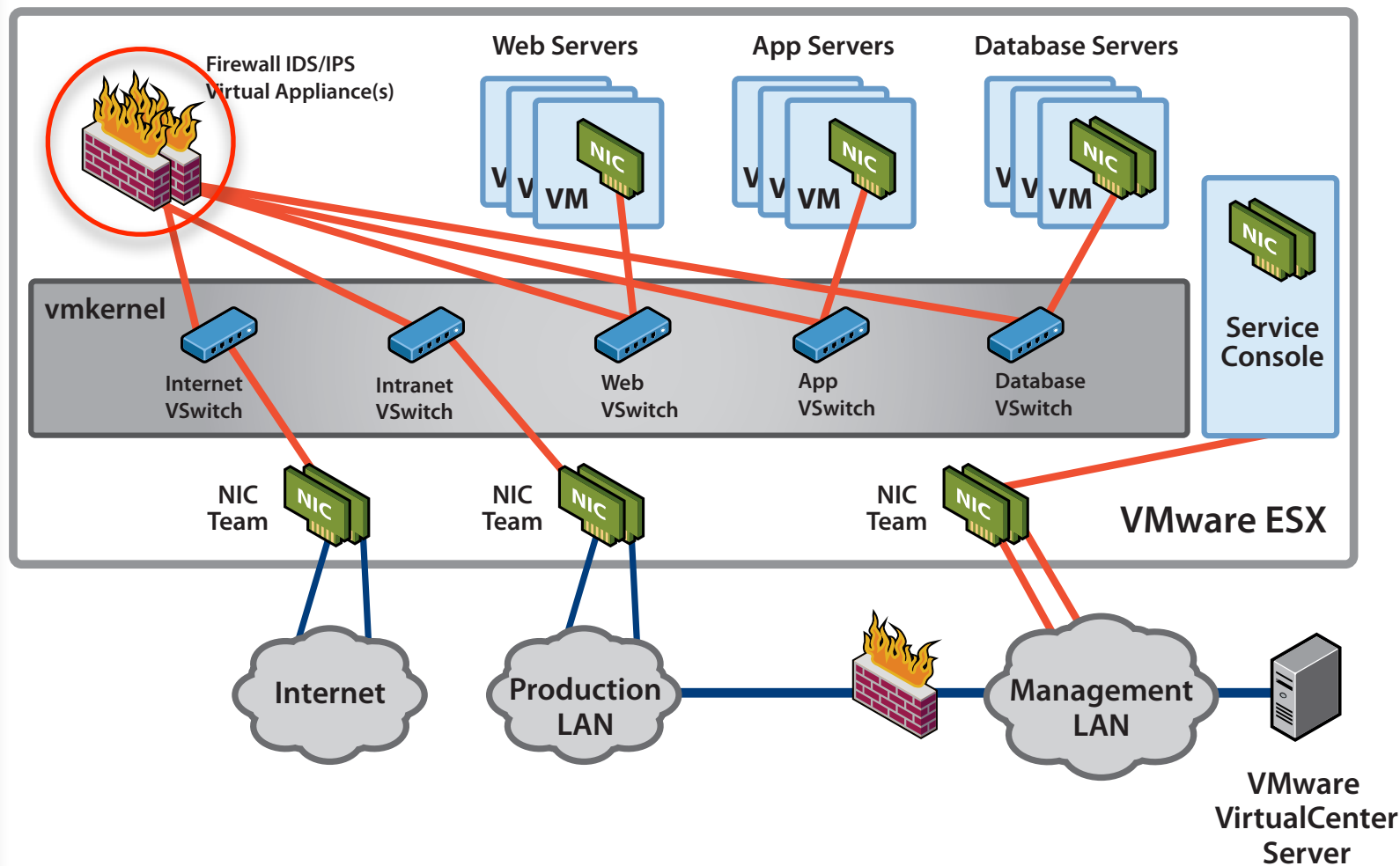
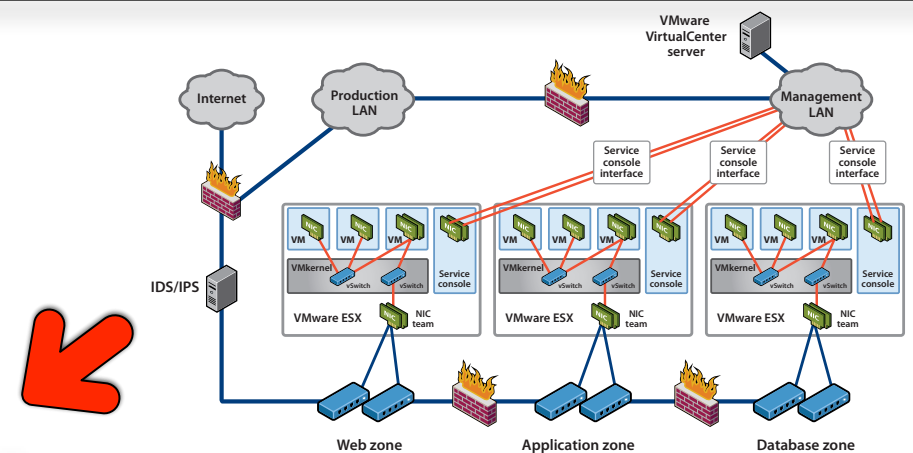


Figure 5 — Fully collapsed DMZ



Completely Virtualized Screened-Subnet DMZ:

- ❖ Trust zones separated by virtual controls on a single ESX Cluster

*Images/Concept from VMware Whitepaper: DMZ Virtualization with VMware Infrastructure



Pwnie #1: War



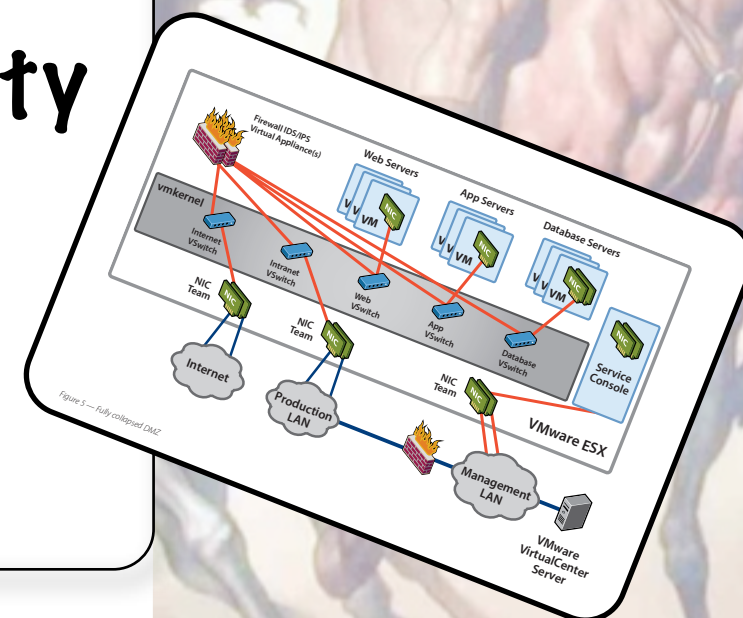
Image: Mari Kasurinen | spippodeviantart.com



War I Episode 7: Revenge Of the UTM Clones

Monolithic security vendor virtual appliances are the virtualization version of the UTM argument:

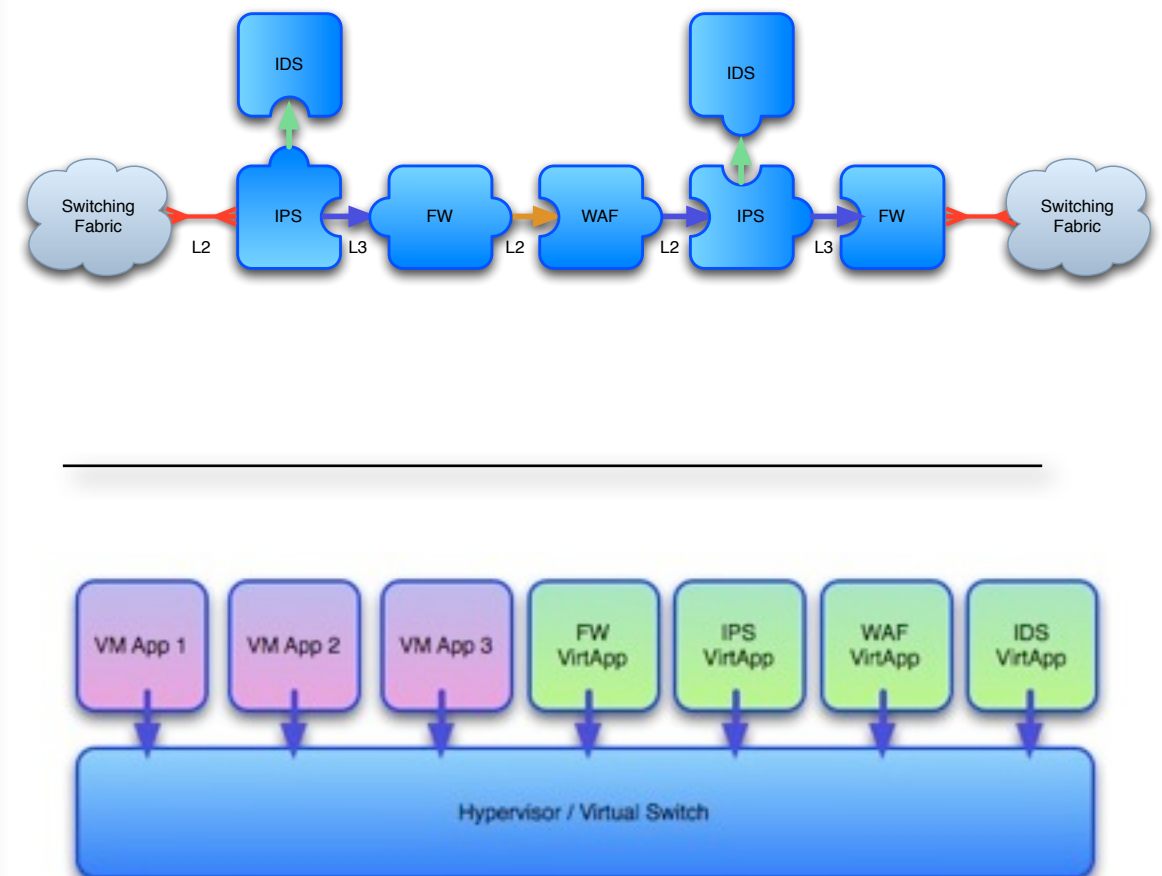
- ❖ The notion that we will deploy a single vendor/monolithic security VA in each host is silly
- ❖ If you're still stuck on "defense in breadth," you're going to deploy more than one security virtual appliances on each host
- ❖ UTM performance sucks when you flip all the switches





The VAUTM Conundrum

- ❖ How do you ensure that traffic is statefully directed to the appropriate individual in-line security bumps in the stack?
- ❖ The more security VA's you add, the less VM's you can service





Pwnie #2: Pestilience



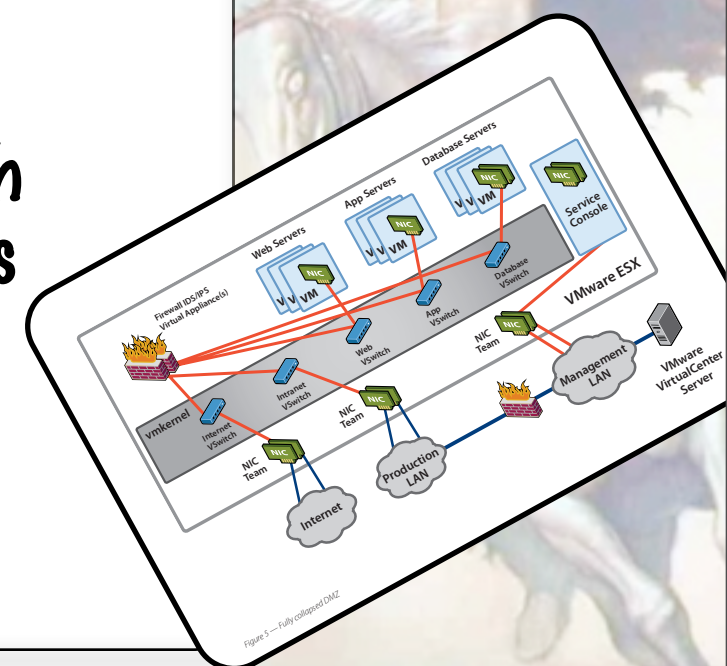

Image: Mari Kasurinen | spippodeviantart.com



Pestilence | VirtSec Screws the Capacity Planning Pooch!

Virtualized Security can seriously impact performance, resiliency and scalability

- ❖ Performance overhead of in-line security VA/VMs & API's is extremely difficult to predict
- ❖ Today we rely on multiple load-balanced high-performance multi-core COTS H/W or dedicated ASIC/FPGA equipped appliances for acceptable throughput/low latency...
- ❖ We're now going to expect that software based VA's which are not optimized or do not utilize paravirtualized drivers to perform the same?
- ❖ Security functions are competing for the same resources as the VM's you're trying to protect

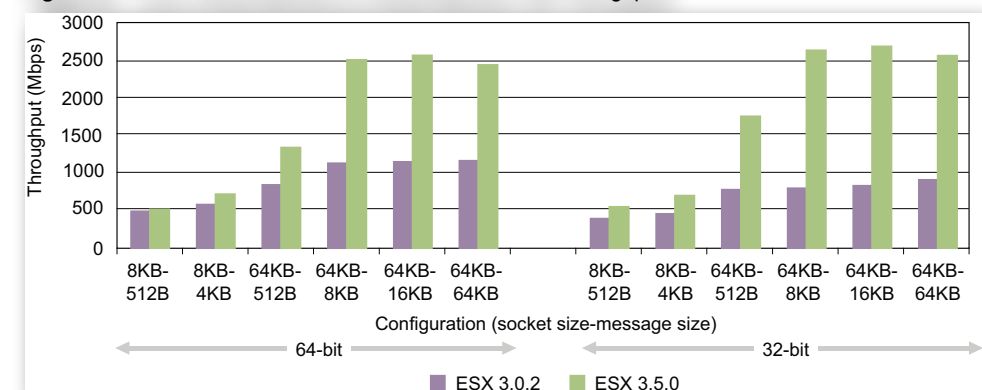




Drinking From the Firehose

- ❖ VMware showed tests* with linux-based VM-VM throughput on the same vSwitch of ~2.5Gb/s
- ❖ Most dedicated hardware appliances have trouble at those rates at small packets/low latency
- ❖ What happens when you try to choke every flow through a non-optimized, software-only virtual appliance in/out of every VM?
- ❖ What happens when we add multiple 1Gb/s or 10Gb/s bonded pipes feeding our servers?

Figure 9. Linux Virtual Machine to Virtual Machine TCP Throughput



Thus, the virtual machine to virtual machine TCP throughput on ESX Server 3.5 can exceed 2.5 Gbps for some operating systems while speeds of physical networks with 1 Gbps NICs are limited to approximately 950 Mbps.

*Networking Performance VMware® ESX Server 3.5



Public Service Announcement

Every time you deploy a security virtual appliance...



God kills a kitten.



Pwnie #3: Death



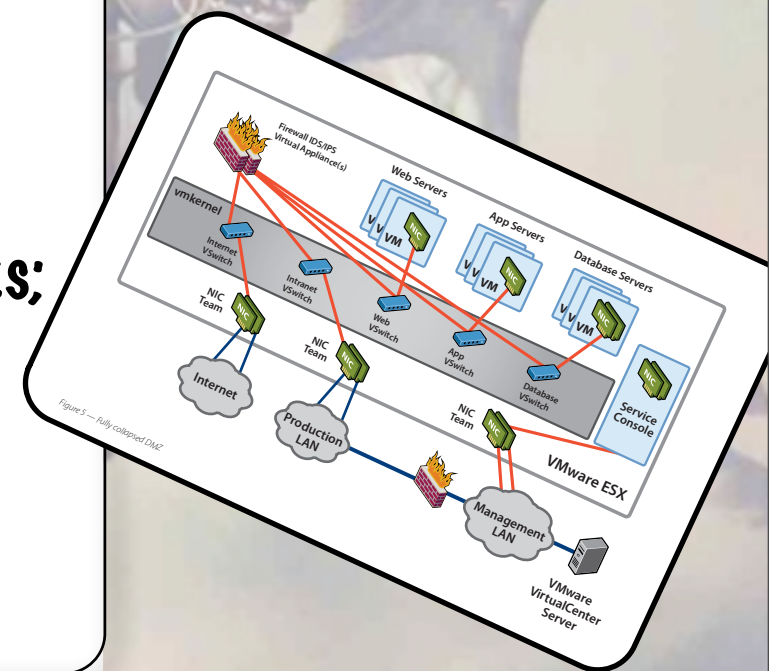
Image: Mari Kasurinen | spippodeviantart.com



Death | The Network Is The Computer?

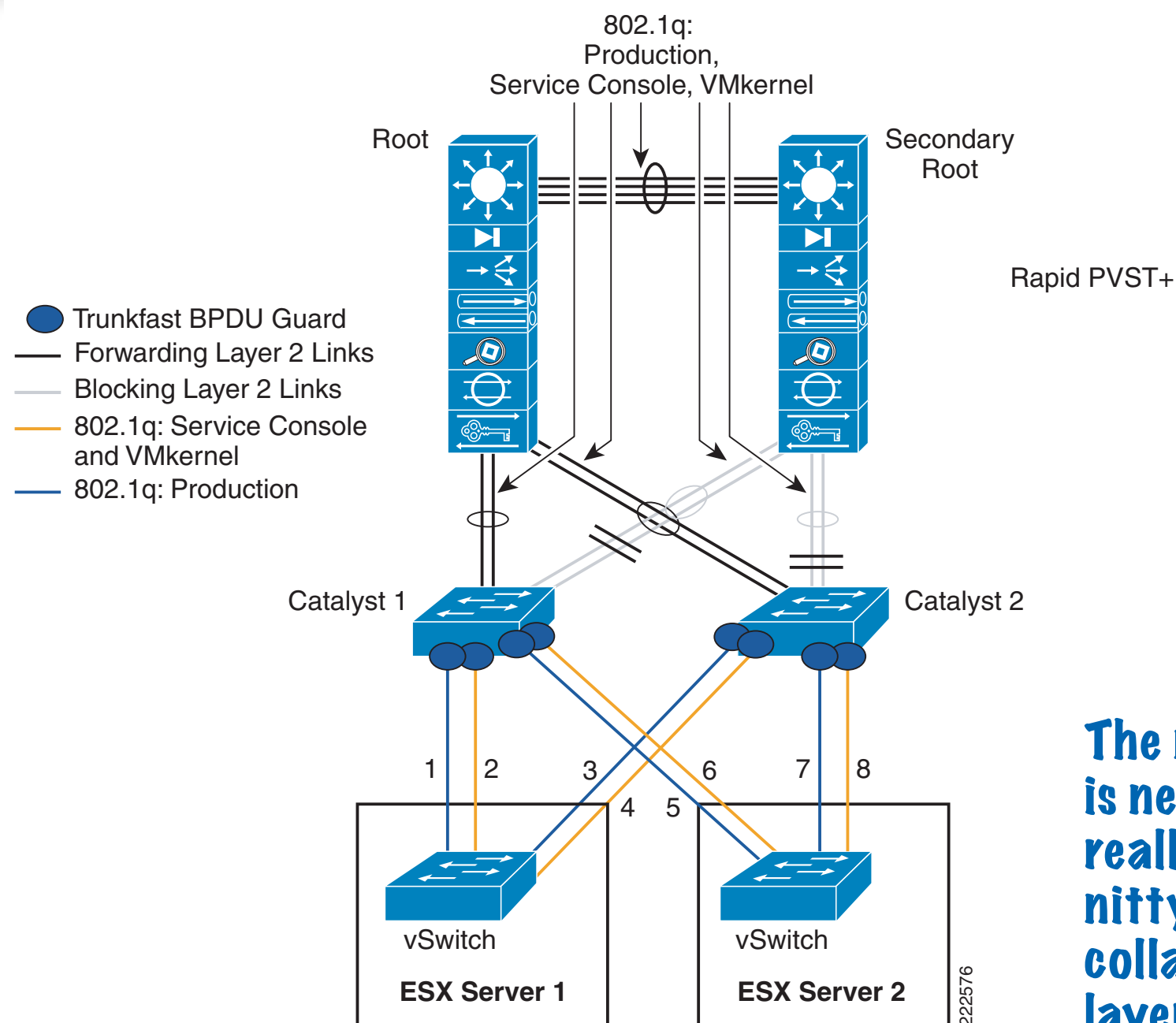
Replicating many highly-available security applications and network topologies in virtual switches don't work

- ❖ Security applications are incredibly topology sensitive
- ❖ Affinity between the physical, logical and policy elements breaks when things move
- ❖ It's not that you can't get network-based HA to work, it's the support of the applications and their secret sauce that breaks.
- ❖ Most physical appliances use heavily tweaked kernels and drivers which aren't supported natively in virtualization stacks; performance suffers and HA may no longer work
- ❖ Failover and HA/LB options for stateful security applications currently suck





Resilient Network Designs Are Achievable



The magic pixie dust is needed when you really get into the nitty-gritty of the collapsed access layer

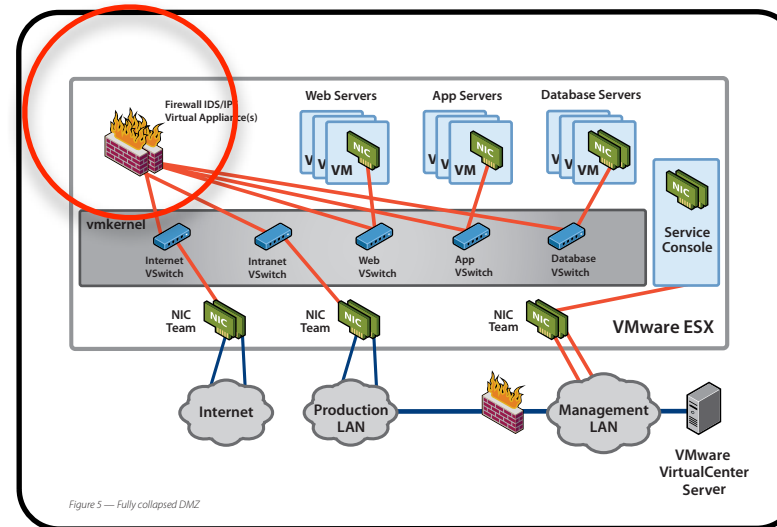
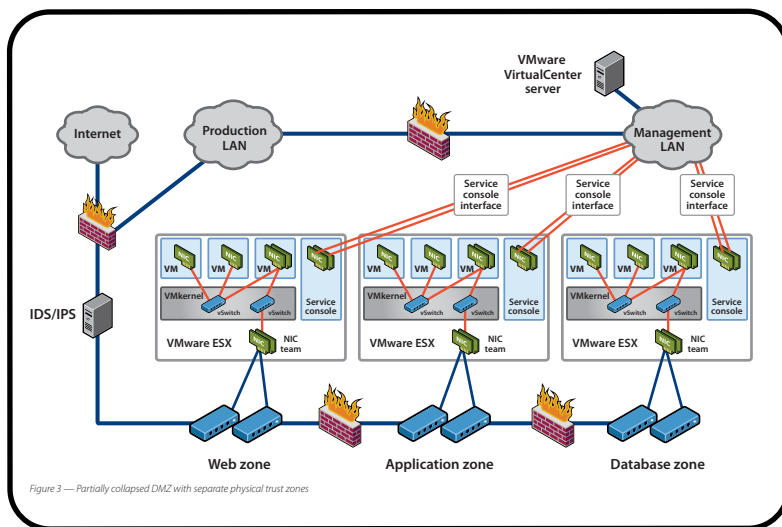
*Image from Cisco Whitepaper: VMware Infrastructure 3 in a Cisco Network Environment



...But the Security Application Failure Recovery Options Suck*

What happens when these security virtual appliances fail?

- ❖ Application-level and VMware HA clustering do not take into consideration the network topology sensitivities of security applications
- ❖ Security applications and the networking stacks are not stateful and do not exchange telemetry
- ❖ Moving the security VA to another box leaves the VM's unprotected or disconnected/isolated on the original
- ❖ Failing over an entire cluster-member's inventory of VM's due to the failure of a security component is ludicrous



*The upcoming distributed virtual switching (vNetworking) and Cisco Nexus 1000v will change things



Run...It's the Fuzz!

I would really have liked to show you a cool demo with the help of my friends from ERNW (Germany) using their modified L2 Sulley fuzzing framework, abusing the HA protocols of a few security software vendors to show you how fragile these security virtual appliances are in terms of performance/resiliency.

We set up our test bed to compare the physical appliance versions with the virtual but quickly stopped when we realized:

- ❖ Most vendors still don't offer production-ready security virtual appliances for lots of interesting reasons...
- ❖ Most of them do not offer active/active, load-balanced HA in their products
- ❖ When they do, they are loaded with untenable caveats that make the products impractical

...and yet we're being told that virtual appliances are the centerpiece of the security portfolios in these environments?





Reality Distortion Field

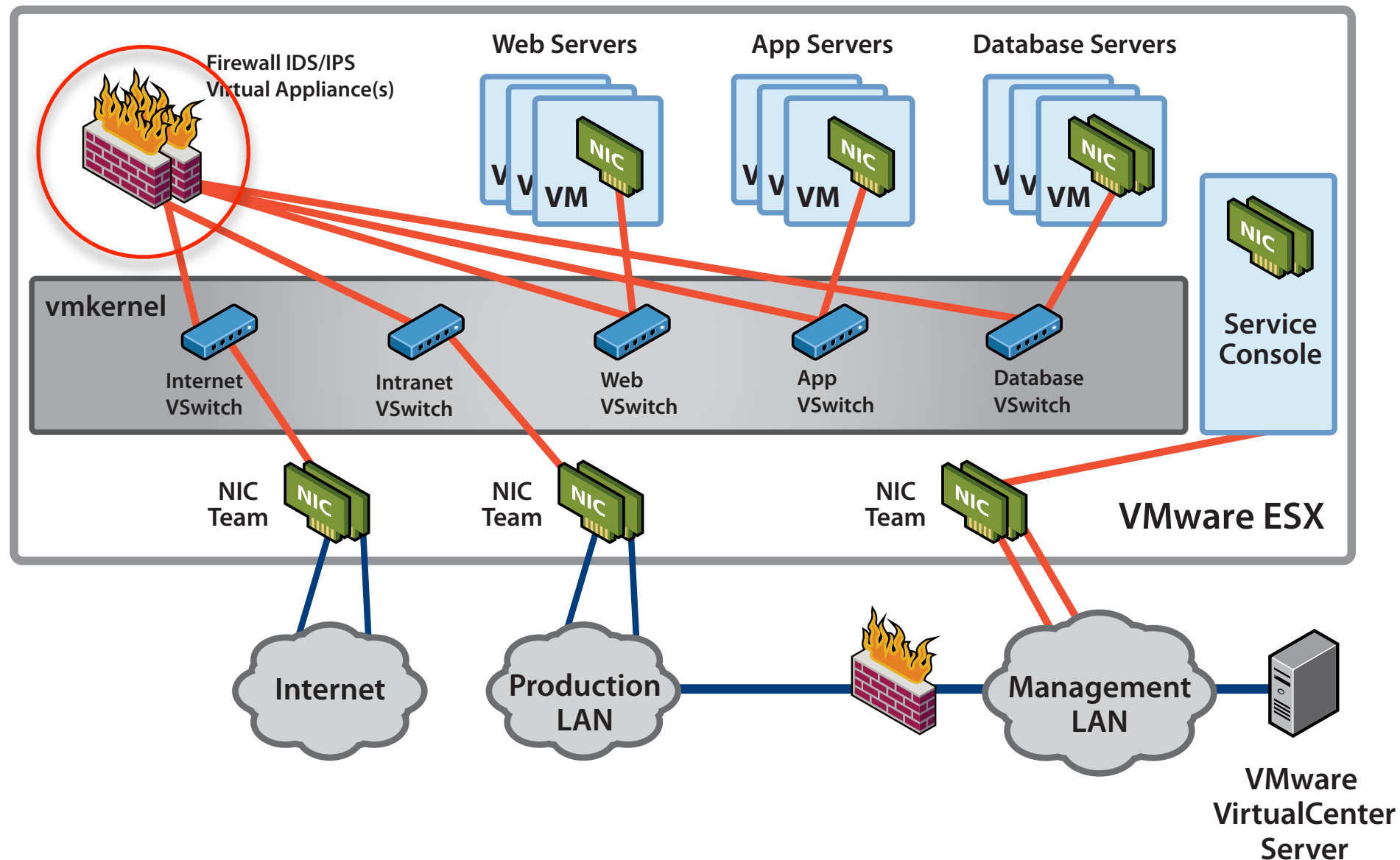


Figure 5 — Fully collapsed DMZ

*Images/Concept from VMware Whitepaper: DMZ Virtualization with VMware Infrastructure



Pwnie #4: Famine



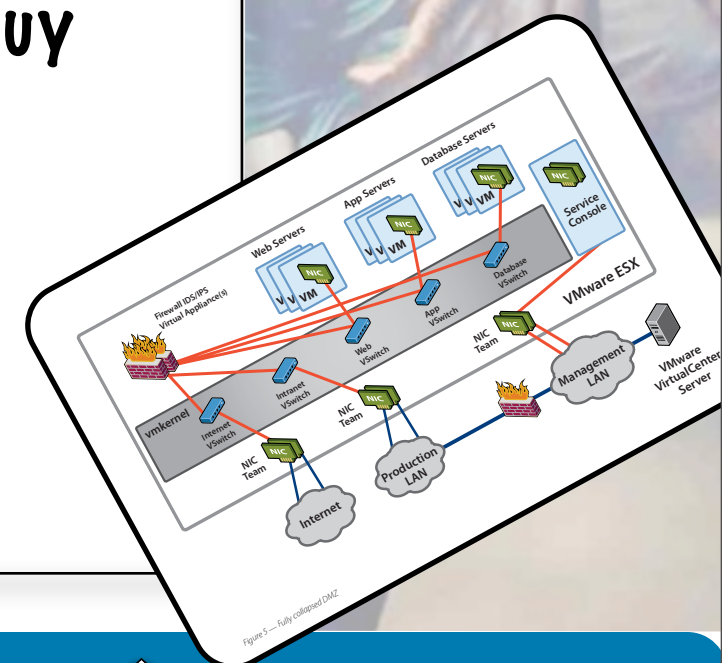
Image: Mari Kasurinen | spippodeviantart.com



Famine | Spinning VM Straw Into Budgetary Gold

Virtualizing security will not save you money, it will cost you more

- ❖ For most of this to work, we need to buy new hardware with virtualization-aware chipsets, more memory, faster/more CPU's, new vSwitches, extended management...
- ❖ We won't get rid of host-based security software
- ❖ We won't get rid of physical appliances or security line cards in switches, in fact, we'll probably have to buy more and buy bigger/more powerful switches with converged I/O
- ❖ That means that when we add VirtSec solutions, these solutions & their licenses are cost-additive
- ❖ As we add more solutions, we add complexity





Parting Is Such Sweet Sorrow

- ❖ Setup
- ❖ Virtualization In Context
- ❖ Virtual Networking Architecture
- ❖ VirtSec Solutions Landscape
- ❖ The Four Horsemen
- ❖ Wrap-Up





Vini, Vidi, Wiki...

- 1. Monolithic security vendor virtual appliances are the virtualization version of the UTM argument**
- 2. Virtualized Security can seriously impact performance, resiliency and scalability**
- 3. Replicating many highly-available security applications and network topologies in virtual switches don't work**
- 4. Virtualizing security will not save you money, it will cost you more**





Hope Is Not a Strategy, But It Doesn't Hurt



- ❖ We need a unified approach toward virtualization with a consolidated trust model in hardware & software
- ❖ We need affinity between the VM and protection schemes/policies
- ❖ Comprehensive discovery, profiling, dynamic configuration & security management of all VM's -- online or offline
- ❖ Centralized VM registration providing telemetry that controls spin-up, state and mobility capabilities regardless of vendor based upon policies
- ❖ Intelligent networking capabilities within the virtual switching infrastructure for consistency, visibility and security including integrated virtual network admission control & access Control (vNAC)
- ❖ Correlation of telemetry between VM Management and internal/external security planes to tie in virtualization, network and security provisioning/management into a consolidated single pane of glass



What Does This All Mean?



- ❖ Networking & Security are supposed to be getting easier, simpler and cheaper with virtualization...
- ❖ Security is going to get harder and our solution portfolios are immature at best
- ❖ We're in the midst of the cyclic flip-flop between the virtualization-powered abstraction of resources as a software-enabled layer and the realities that hardware isn't going away and is flexing its muscle
- ❖ We can't afford virtualization to continue to be siloed; the compute, security, networking, and storage fiefdom approach is dangerous

Thank You Cleveland!

Christofer Hoff
choff@packetfilter.com

+1.978.631.0302

Blog:

<http://www.rationalsurvivability.com/blog>

